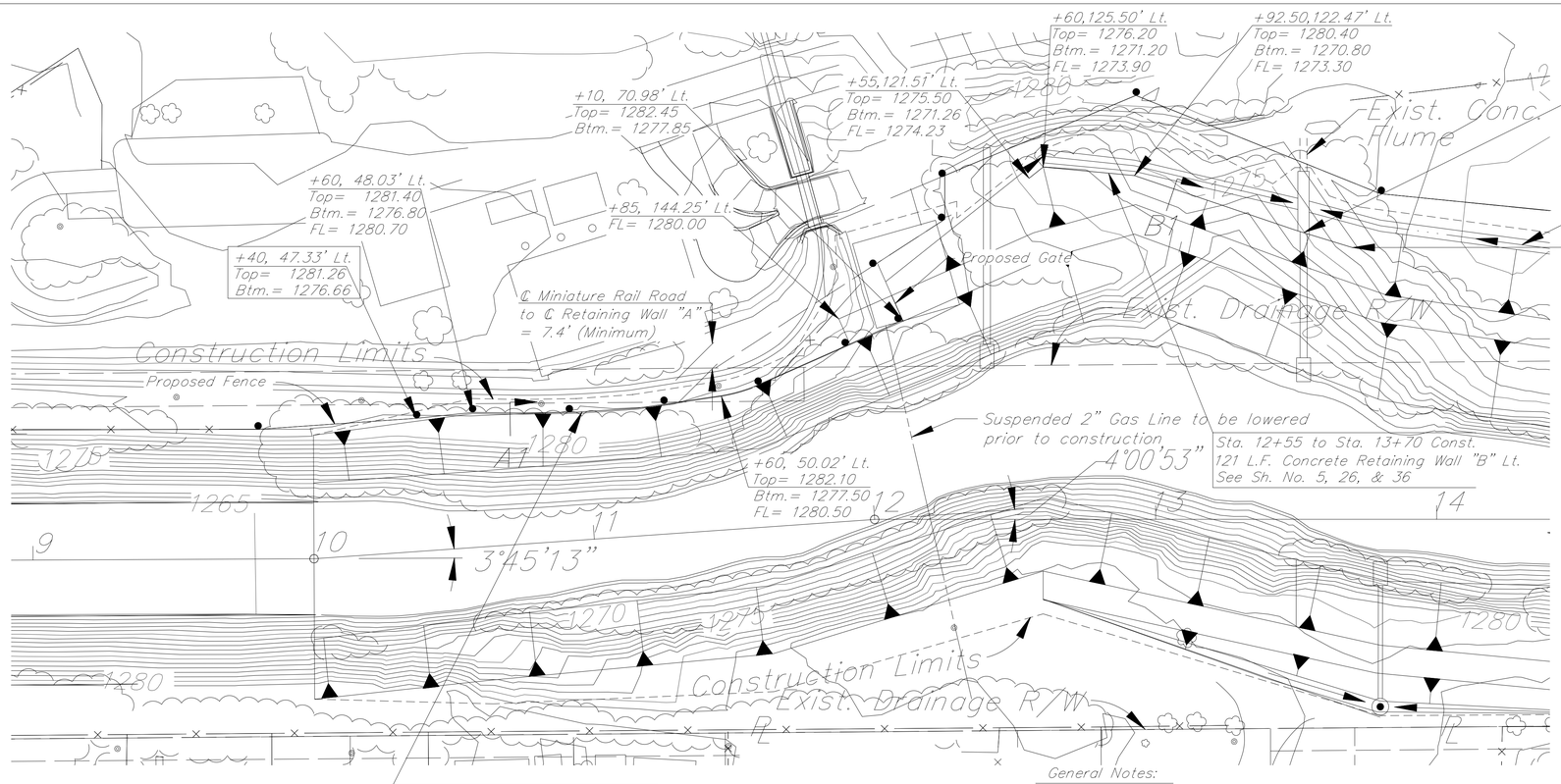

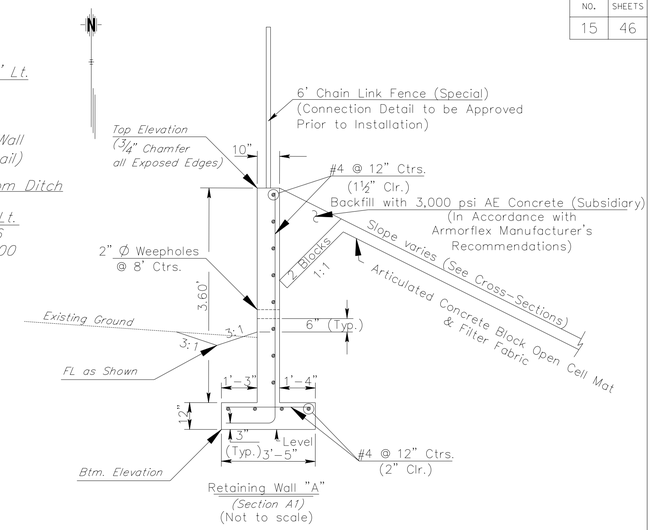

Retaining Wall "A"
(Section A1)
(Not to scale)

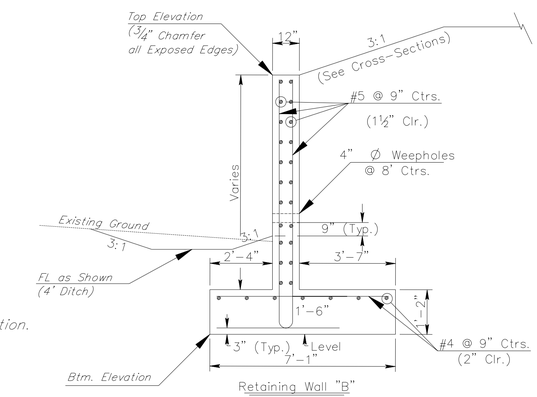

Retaining Wall "B"
(Section B1)
(Not to scale)

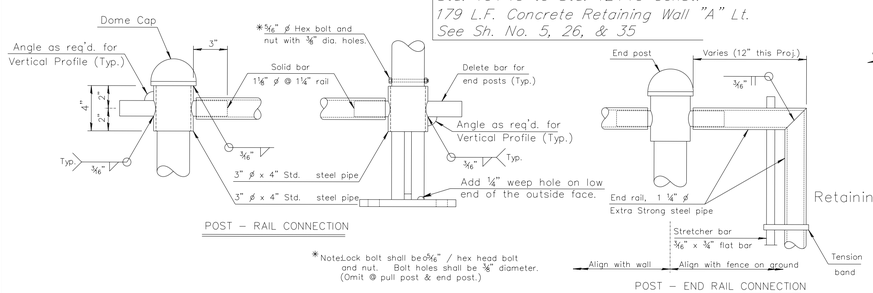

POST – RAIL CONNECTION

POST – END RAIL CONNECTION

*NoteLock bolt shall be 5/16" / hex head bolt and nut. Bolt holes shall be 5/8" diameter. (Omit @ pull post & end post.)

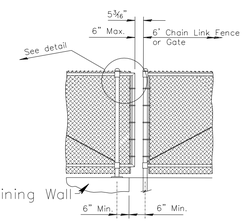

END WALL DETAIL

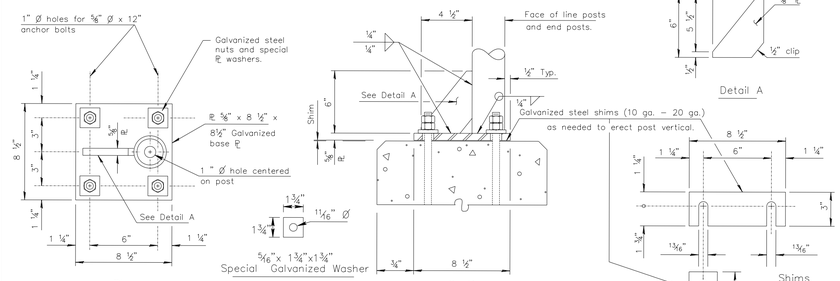

BASE PLATE DETAILS FOR END POST AND LINE POSTS ON WALL

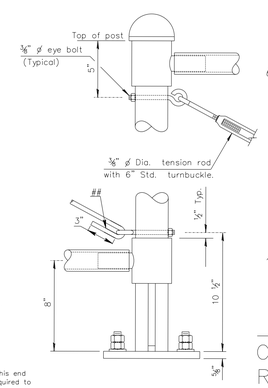

TENSION ROD DETAILS

General Notes:

1. Hand equipment shall be used for compaction within 5' of retaining walls.
2. Retaining walls shall be placed on undisturbed soil, stabilized as necessary. Excavation for retaining walls shall be to neat lines such that no form work shall be used for the concrete foundation.
3. 0.3 C.Y of approved granular material lined with an approved filter fabric shall be installed at each weephole location (Subsidiary).
4. Contractor to provide positive drainage at all times.
5. The chain link fence on Wall "A" shall be bid as per the bid item, "6' Chain Link Fence (Special)". This bid item shall include the furnishing of all material, fabrication of all parts, and all equipment and labor required to erect the fence in accordance with the project documents. Approval of shop details and materials is required before installation begins.
6. All Parts for "6' Chain Link Fence (Special)" shall be galvanized after fabrication and all welds shall be free of slag holes prior to galvanization. Galvanization shall conform to KDOT Standard Specification, Section 1619. Extra strong pipe for rail and posts shall conform to ASTM F1043 with yield strength conforming to Group 1C, and wall thickness conforming to Schedule 80 or approved alternate. All bolts and turnbuckles shall be coated in in accordance with the weight of coating requirements of ASTM A 153 and conform to ASTM A307 & A36. Structural steel shall conform to ASTM A 36. Galvanized shims shall be provided to erect the fence posts vertically.
7. Retaining walls will be built with watertight expansion or construction joints at 20' maximum spacing. Approval of shop details and materials is required prior to construction

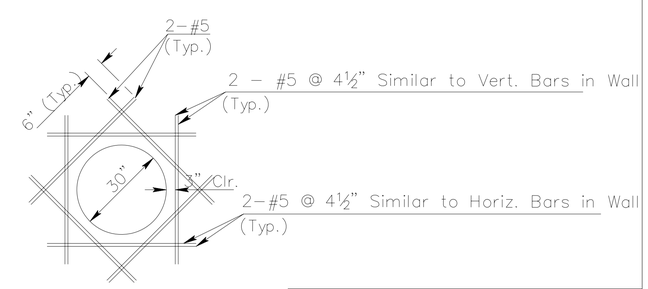

30" CMP Wall Penetration Detail
(Not to Scale)
(Not to Scale)

Concrete Retaining Wall "A" Totals		Concrete Retaining Wall "B" Totals	
Class AAA Concrete	42.5 C.Y.	Class AAA Concrete	70.0 C.Y.
Reinforcing Steel (Grade 60)	1,579 LBS.	Reinforcing Steel (Grade 60)	4,322 LBS.

CITY OF WICHITA
JAMES ARMOUR, P.E., CITY ENGINEER
GYPSUM CREEK
RETAINING WALL DETAIL
CITY OF WICHITA PROJECT NO. 468-82473
PARSONS BRINCKERHOFF
222 N. Wichita, Kansas
SCALE —— | DATE 10/31/2007 | DWG. NO. 32158A

K:\32158A\CADD\SHEETS\DRAINAGE\13 RWDET.dgn
SURV. | JG, CP | PLOT | CADD | DES. | DR. | TR. | CKD. | APP.