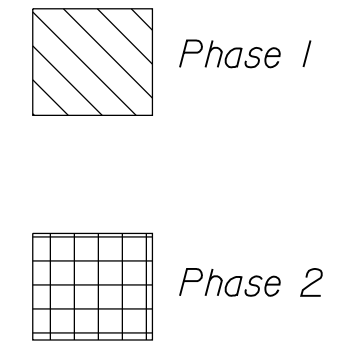

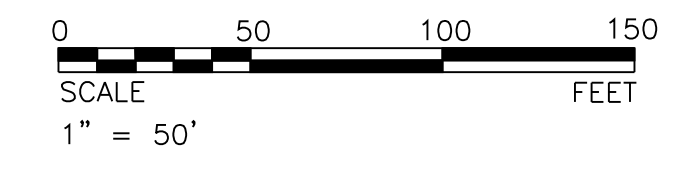


STATE	PROJECT NO.	YEAR	SHEET NO.	TOTAL SHEETS
KANSAS	468-84219	2006	12	17



Phase 1
 The Interior Lanes of Harry street will be closed, and the Side Streets of Santa Fe, Meade, and Mosley shall be limited to right in/out to thru traffic one block north and south. All work shall then be completed in the Phase 1 area.

Phase 2
 After work is completed in the Phase 1 Area, The Interior lanes of Harry Street shall be reopened to traffic, and the exterior lanes of Harry shall be closed. All side streets other than Mead may be reopened to traffic. Meade shall be closed to thru traffic. All work inside of the Phase 2 area shall then be completed.

REFERENCES NOTED	BY	DATE
REFERENCES CHECKED		



Plotted By : SGEngstrom
 File : g:\W060021\ROAD\021cp.sht

CITY OF WICHITA	
INTERSECTION OF HARRY & MEADE	
UPRR DRAINAGE IMPROVEMENTS	
CONSTRUCTION PHASING PLAN	
WICHITA, KANSAS	
DESIGNED: S.G.E.	DRAWN: S.G.E.
CHECKED: B.A.L.	DATE: 12/11/2006