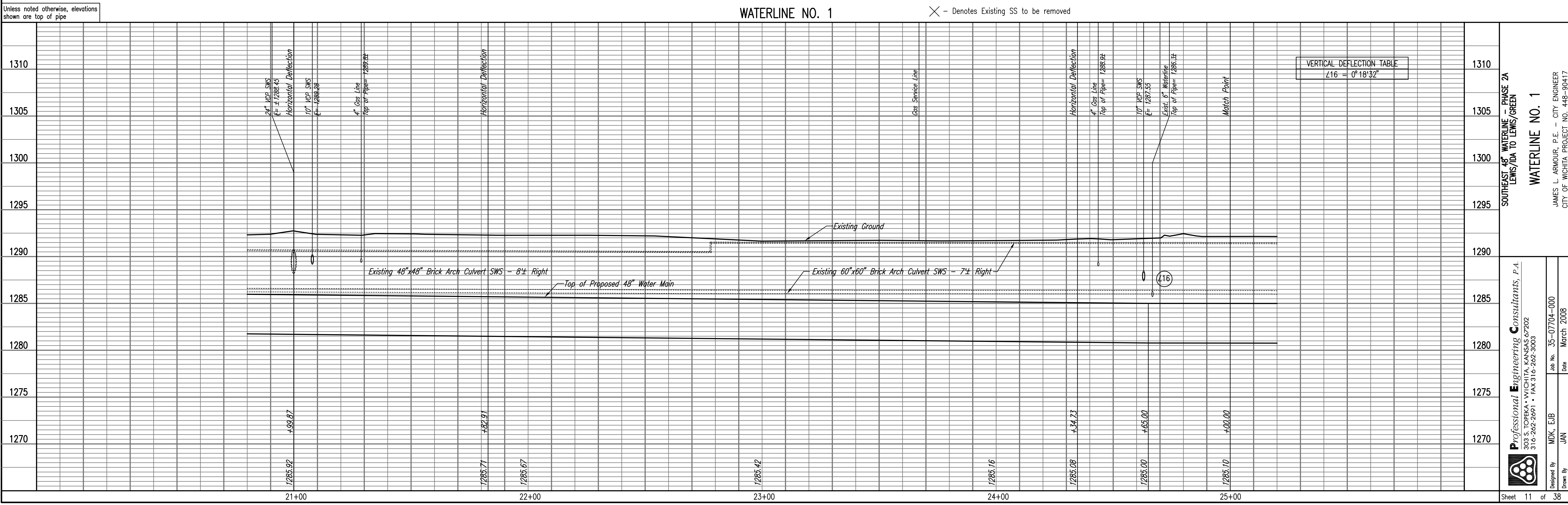
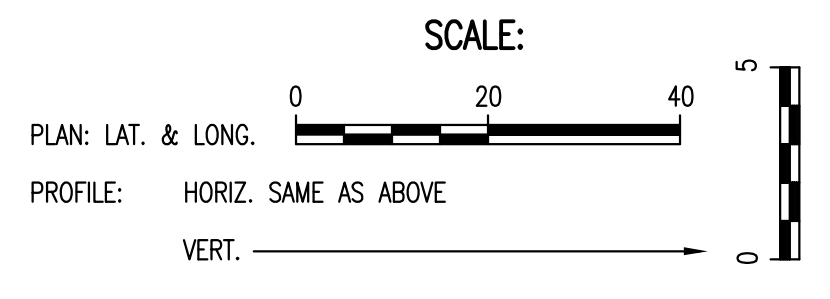
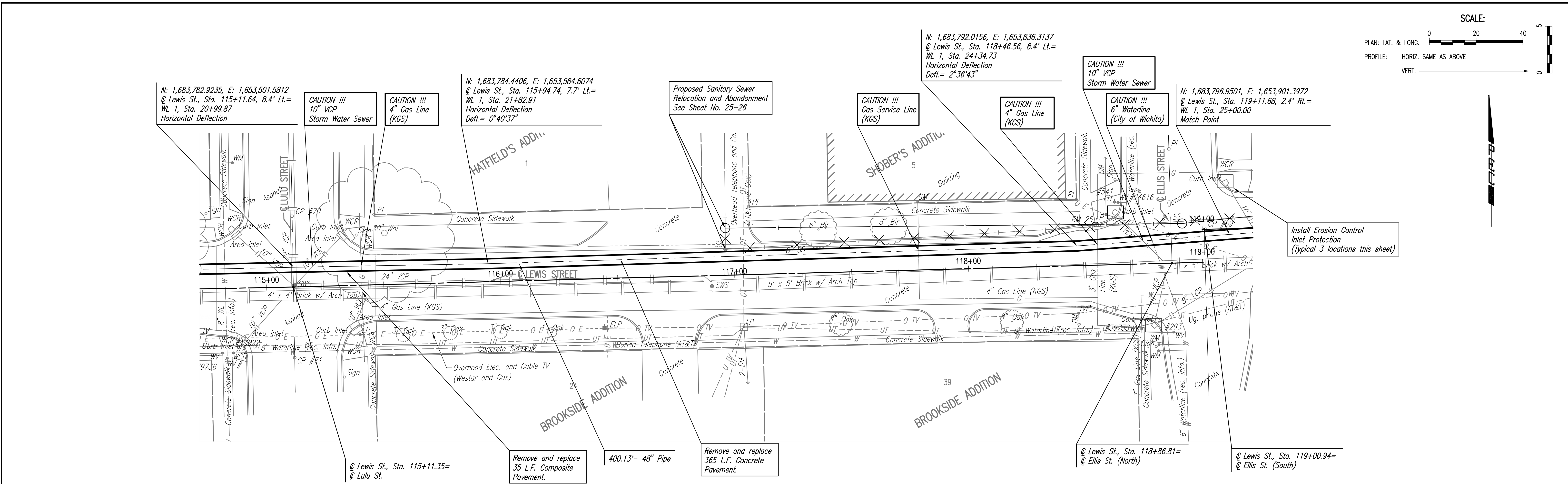


PLAN	CHECKED	DATE
	CHECKED	

PROFILE	CHECKED	DATE
	CHECKED	

Printed 02-02-2009 8:54:24 AM by CSI
 Plot Scale 1:20 02-03-2009 2:08:49 PM
 0:\2007\07704\000\PHASE 2A\07704-000-C-WLPR04



VERTICAL DEFLECTION TABLE

Δ16 = 0°18'32"

SOUTHEAST 48" WATERLINE - PHASE 2A
 LEWIS/IDA TO LEWIS/GREEN

WATERLINE NO. 1

JAMES L. ARMOUR, P.E. - CITY ENGINEER
 CITY OF WICHITA PROJECT NO. 448-90417

Professional Engineering Consultants, P.A.
 603 S. TOPICKA AVENUE, WICHITA, KANSAS 67202
 316-262-2691 • FAX 316-262-3003

Designed By: MDK, EJB
 Drawn By: JAN

Job No.: 55-07704-000
 Date: March 2008

Sheet 11 of 38