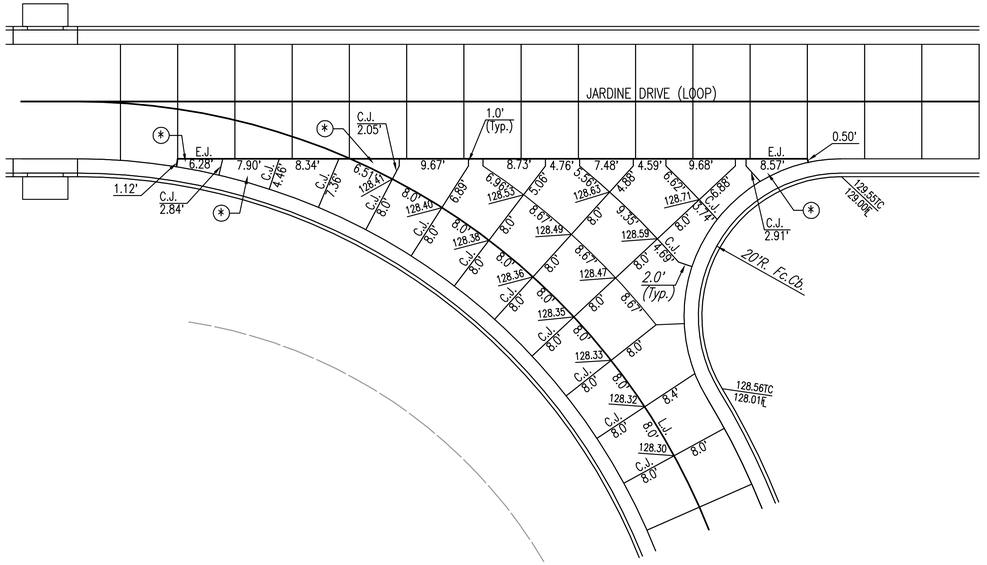

SCALE: 1"=10'

LEGEND

E.J. EXPANSION JOINT

L.J. LONGITUDINAL JOINT (TIED)

C.J. CONTRACTION JOINT

C.J.* CONTRACTION JOINT (TIED)

SEE SHEET NO. 19 FOR JOINT DETAILS

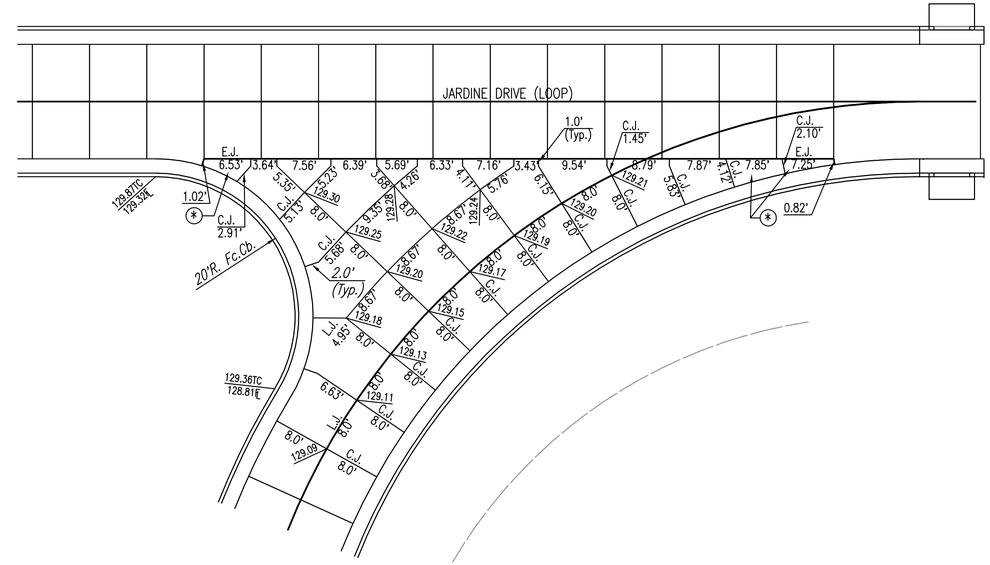

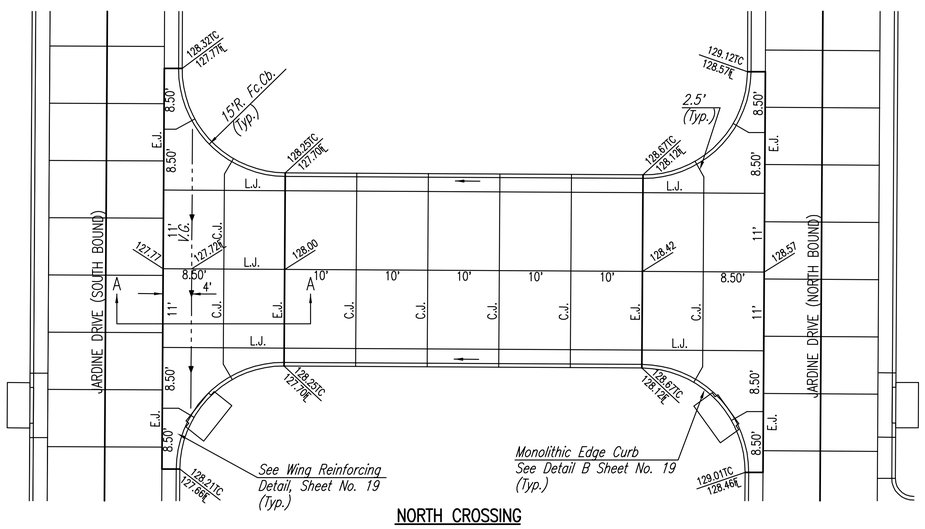

NORTH CROSSING

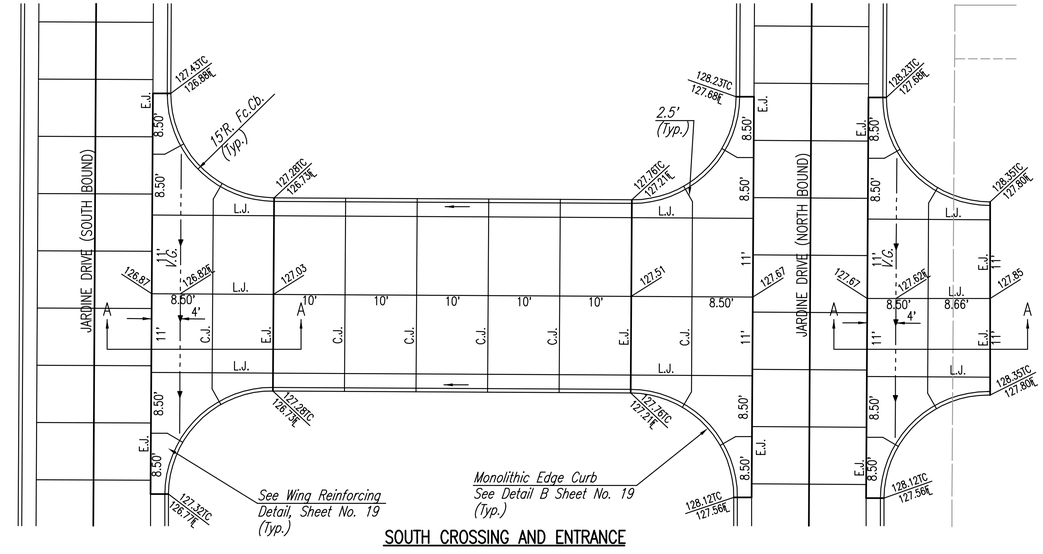

SOUTH CROSSING AND ENTRANCE

See Sheet No. 19 for Section A–A

(*) *Indicated Panel to be Reinforced with 6x6, W4xW4 Welded Wire Fabric.*

Reinforcement of the indicated panels shall be subsidiary to "Concrete Pavement (8")."

No.	Revision	By	Date

21ST STREET KIDS AND FAMILY EMPOWERMENT

MISCELLANEOUS JOINTING PLANS

JAMES L. ARMOUR, P.E.–CITY ENGINEER
CITY OF WICHITA PROJECT NO. 472–84282

Professional Engineering Consultants, P.A.
303 S. TOPEKA • WICHITA, KANSAS 67202
316-262-2691 • FAX 316-262-3003

Designed by	BLB, BDB	Job No.	35–05416–000
Drawn by	SAW	Date	OCTOBER 2005

Saved: 12-20-2005 1:40:31 PM by BJS
Plot Scale: 1:1 Tue, 12-20-2005 8:36:16 AM by CSC
J:\SENTOUT\2005\05416\2005-12-20 to City\Paving and Drain\DWG\17-MISC JOINTING PLANS