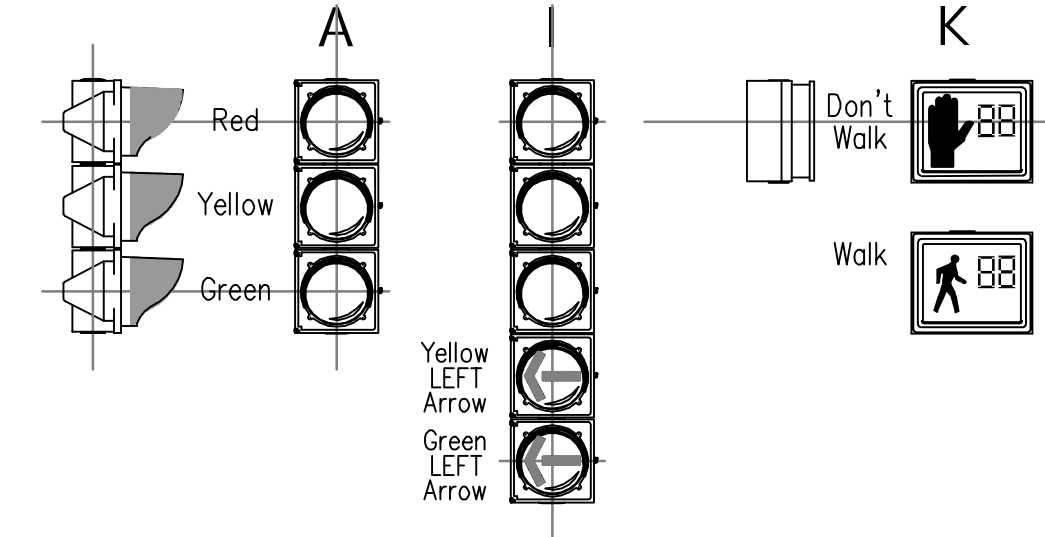
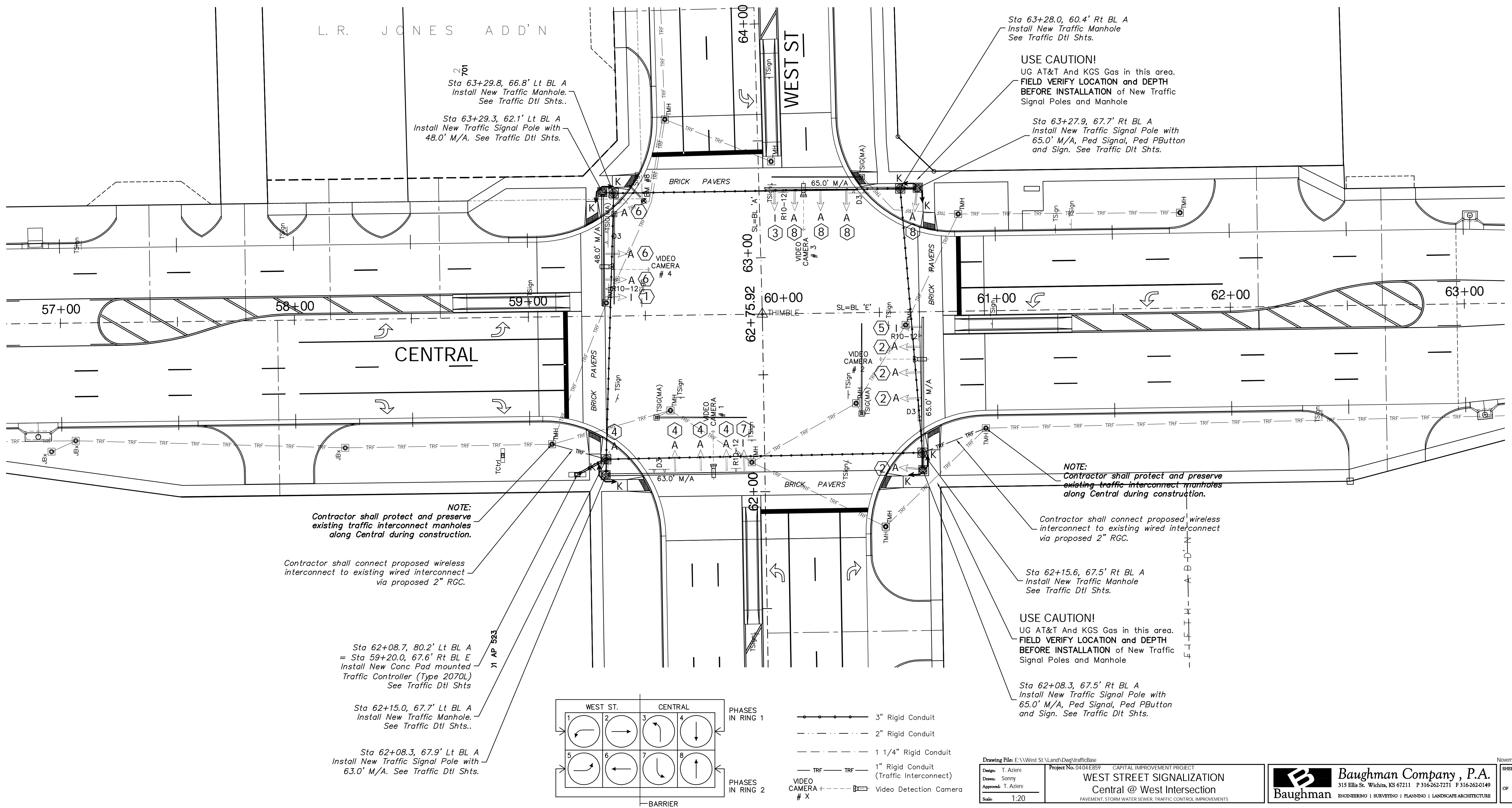


TYPICAL SIGNAL HEADS



SCALE:  
1" = 20'

L. R. JONES ADD'N



Sta 63+29.8, 66.8' Lt BL A  
Install New Traffic Manhole.  
See Traffic Dtl Shts..

Sta 63+29.3, 62.1' Lt BL A  
Install New Traffic Signal Pole with  
48.0' M/A. See Traffic Dtl Shts.

Sta 63+28.0, 60.4' Rt BL A  
Install New Traffic Manhole  
See Traffic Dtl Shts.

**USE CAUTION!**  
UG AT&T And KGS Gas in this area.  
**FIELD VERIFY LOCATION and DEPTH**  
**BEFORE INSTALLATION** of New Traffic  
Signal Poles and Manhole

Sta 63+27.9, 67.7' Rt BL A  
Install New Traffic Signal Pole with  
65.0' M/A, Ped Signal, Ped PButton  
and Sign. See Traffic Dtl Shts.

**NOTE:**  
Contractor shall protect and preserve  
existing traffic interconnect manholes  
along Central during construction.

Contractor shall connect proposed wireless  
interconnect to existing wired interconnect  
via proposed 2" RGC.

Sta 62+08.7, 80.2' Lt BL A  
= Sta 59+20.0, 67.6' Rt BL E  
Install New Conc Pad mounted  
Traffic Controller (Type 2070L)  
See Traffic Dtl Shts

Sta 62+15.0, 67.7' Lt BL A  
Install New Traffic Manhole.  
See Traffic Dtl Shts..

Sta 62+08.3, 67.9' Lt BL A  
Install New Traffic Signal Pole with  
63.0' M/A. See Traffic Dtl Shts.

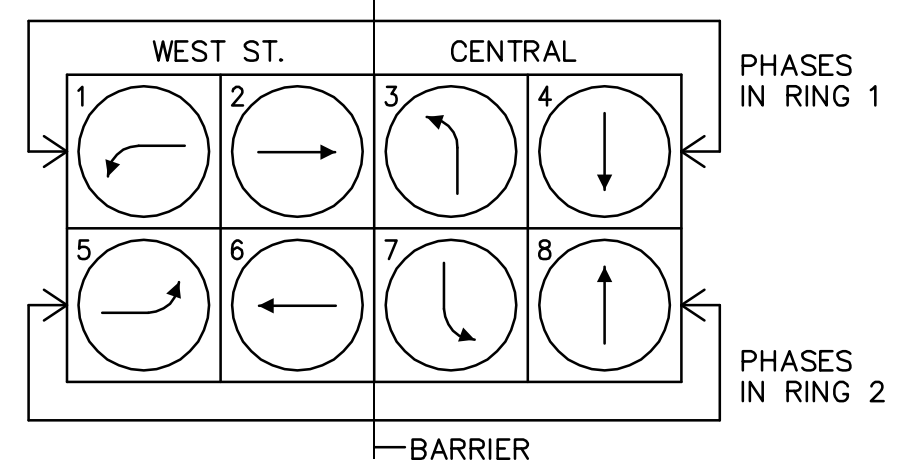
**NOTE:**  
Contractor shall protect and preserve  
existing traffic interconnect manholes  
along Central during construction.

Contractor shall connect proposed wireless  
interconnect to existing wired interconnect  
via proposed 2" RGC.

Sta 62+15.6, 67.5' Rt BL A  
Install New Traffic Manhole  
See Traffic Dtl Shts.

**USE CAUTION!**  
UG AT&T And KGS Gas in this area.  
**FIELD VERIFY LOCATION and DEPTH**  
**BEFORE INSTALLATION** of New Traffic  
Signal Poles and Manhole

Sta 62+08.3, 67.5' Rt BL A  
Install New Traffic Signal Pole with  
65.0' M/A, Ped Signal, Ped PButton  
and Sign. See Traffic Dtl Shts.



- 3" Rigid Conduit
- - - 2" Rigid Conduit
- - - 1 1/4" Rigid Conduit
- - - 1" Rigid Conduit (Traffic Interconnect)
- TRF — TRF — Video Detection Camera
- VIDEO CAMERA # X

Drawing File: E:\West St.\Land\Dig\trafficBase  
Design: T. Aziere  
Drawn: Sonny  
Approved: T. Aziere  
Scale: 1:20

CAPITAL IMPROVEMENT PROJECT  
**WEST STREET SIGNALIZATION**  
Central @ West Intersection  
PAVEMENT, STORM WATER SEWER, TRAFFIC CONTROL IMPROVEMENTS

**Baughman Company, P.A.**  
315 Ellis St. Wichita, KS 67211 P 316-262-7271 F 316-262-0149  
ENGINEERING | SURVEYING | PLANNING | LANDSCAPE ARCHITECTURE

November 2008  
SHEET  
OF 70  
131