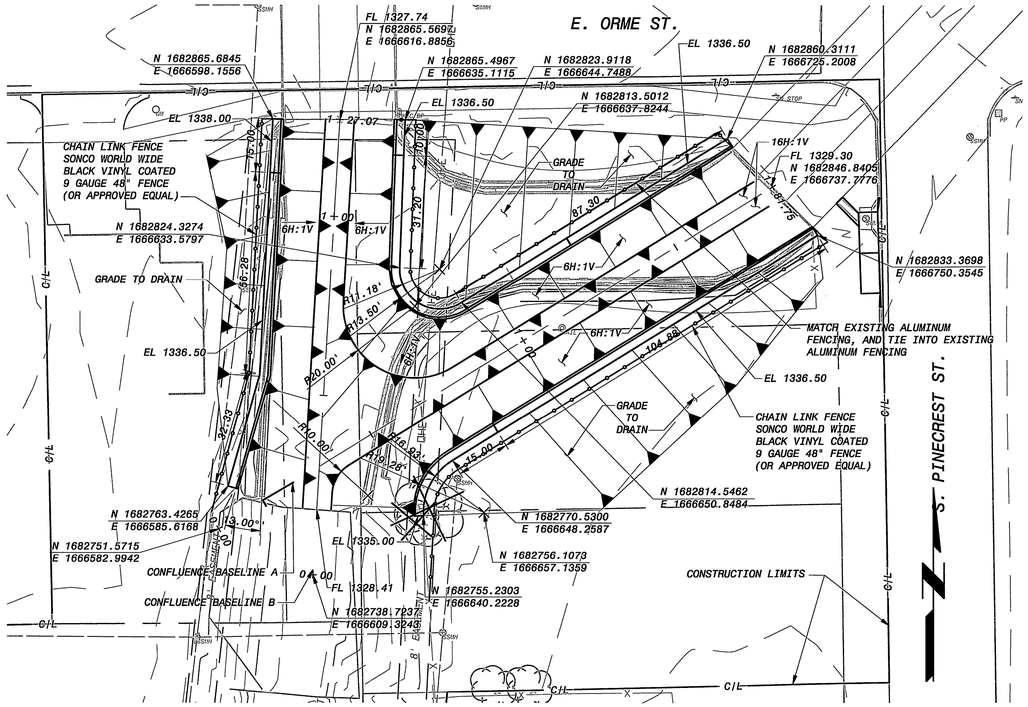

CONFLUENCE PLAN

1" = 20'-0"

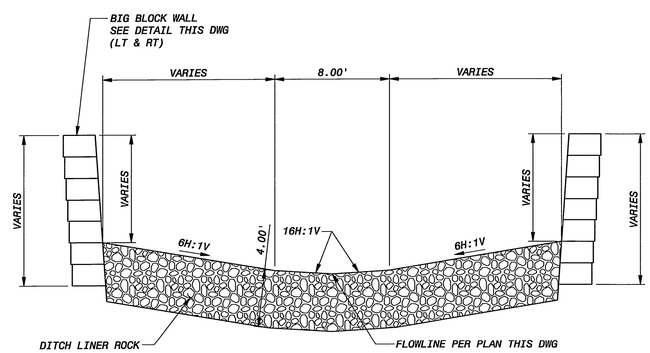

DITCH LINER GRADATION FOR CONFLUENCE:

1. KDOT HEAVY SERIES 1/4 TON

2. DITCH LINER ROCK SHALL BE PLACED IN LIFTS. VOIDS SHALL BE COMPLETELY FILLED WITH SOIL OR SAND PRIOR TO PLACEMENT OF SUCCESSIVE LIFT. SOIL EXCAVATED FROM CHANNEL MAY BE USED. TOP LIFT OF DITCH LINER ROCK SHALL BE TOPPED WITH 4" MINUS "MINE RUN".

CONFLUENCE TYPICAL SECTION

1" = 5'-0"

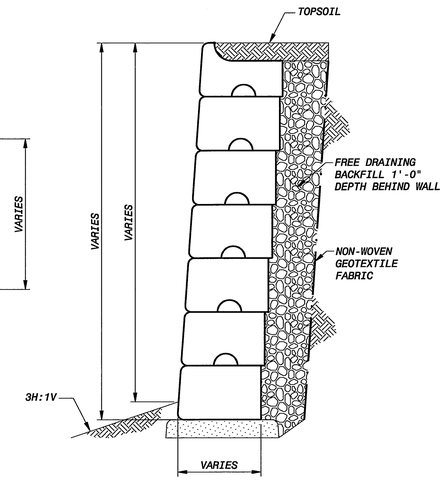

NOTE:
CONSTRUCT USING REDI-ROCK WALL SYSTEM OR APPROVED EQUAL PER MANUFACTURER'S SPECIFICATIONS.

BIG BLOCK WALLS TO BE CONSTRUCTED PER MANUFACTURER'S DESIGN AND SPECIFICATIONS. BIG BLOCK WALL DESIGN AND SPECIFICATIONS SHALL BE SUBJECT TO REVIEW OF CITY'S ENGINEER. BIG BLOCK WALL DETAIL FOR ILLUSTRATIVE PURPOSE ONLY.

BIG BLOCK WALL DETAIL

1/2" = 1'-0"

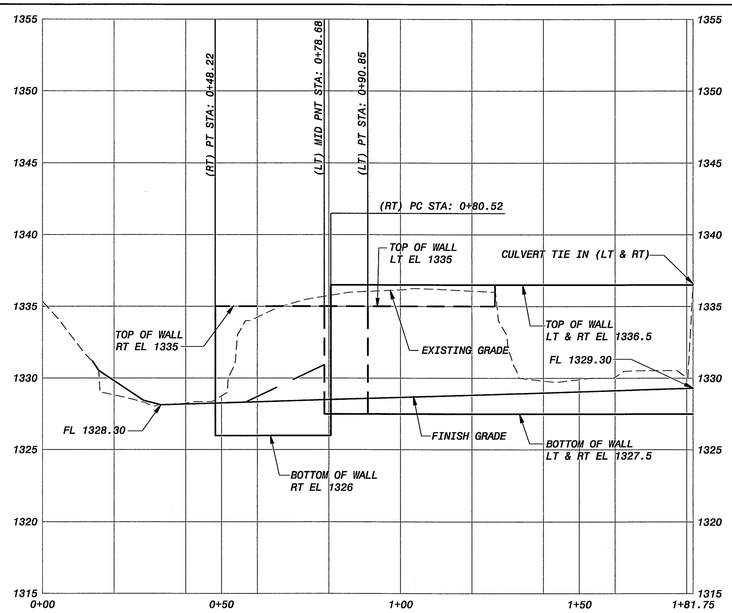

CONFLUENCE A BIG BLOCK PROFILE LT & RT

HORZ. 1" = 20'-0" VERT. 1"= 5'-0"

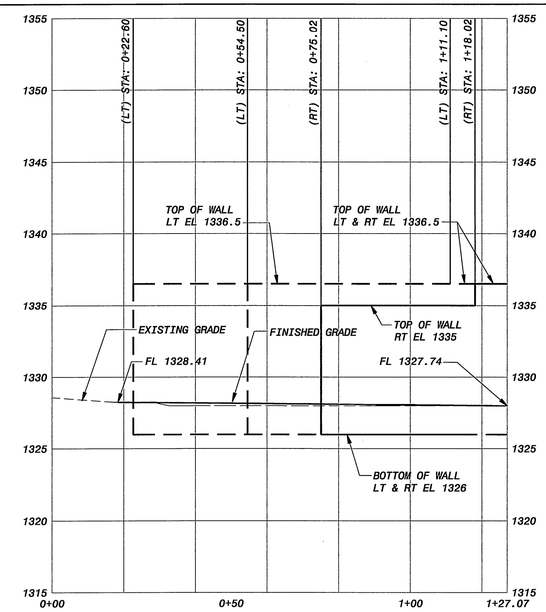

CONFLUENCE B BIG BLOCK PROFILE LT & RT

HORZ. 1" = 20'-0" VERT. 1"= 5'-0"

LEGEND

- EXISTING GRADE
- FINISHED GRADE
- WALL LEFT
- WALL RIGHT

NO.	BY	CK	APP	DATE	REVISIONS AND RECORD OF ISSUE
4	DEC			03/19/09	FINAL - CONSTRUCTION SET
3	DEC			2/13/08	100% SUBMITTAL
2	DEC			11/21/07	90% SUBMITTAL - FOR REVIEW ONLY
1	DEC			8/31/07	70% SUBMITTAL - FOR REVIEW ONLY

CYGNET ID: 143234-320-MR-C-TOOOUN660 XREF1:Andrew Smith Seal Plan Sheet.dwg
WF: 037.dwg XREF2:BWE_MKEC_topo all final.dwg
SAVED: C0037033, 3/13/2009 11:03:27 AM XREF3:EG_contours.dwg
PLOTTED: C0037033, 3/16/2009 9:11:22 AM XREF4:BV_I.dwg
USER: C0037033 DWG VER:1.33 XREF5:BV_XS.dwg

ANDREW K. SMITH LICENSED K.A.N.S.A.S. 17970 PROFESSIONAL ENGINEER
03-13-09

BLACK & VEATCH
Building a world of difference.
Black & Veatch Corporation
Kansas City, Missouri

DRY CREEK CHANNEL IMPROVEMENTS
WICHITA, KANSAS

LINCOLN TO ORME
CONFLUENCE
PLAN, PROFILE AND TYPICAL SECTION

DESIGNED: HMW
DETAILED: DEC
CHECKED: AKS
APPROVED:
DATE: 13 MAR 2009

0 1/2 1
IF THIS BAR DOES NOT MEASURE 1" THEN DRAWING IS NOT TO FULL SCALE

PROJECT NO. 143234

037
SHEET
37 OF 42

FD6000
DWR