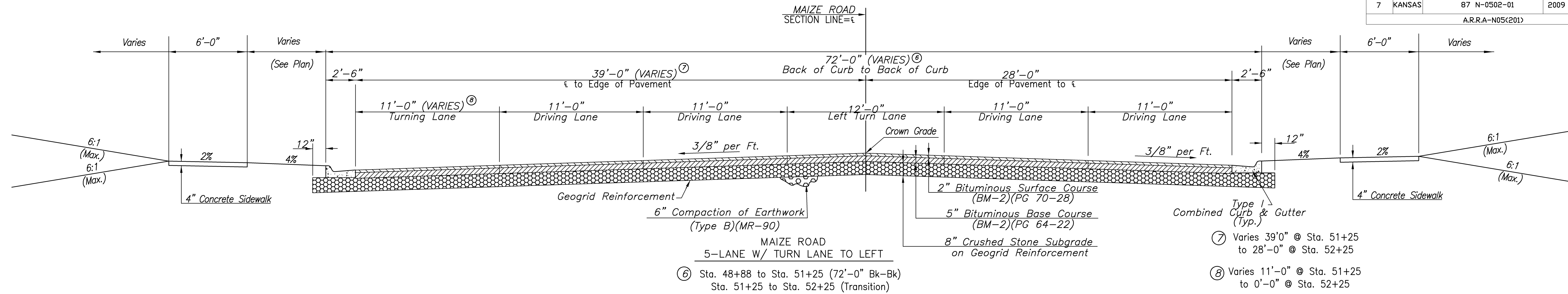
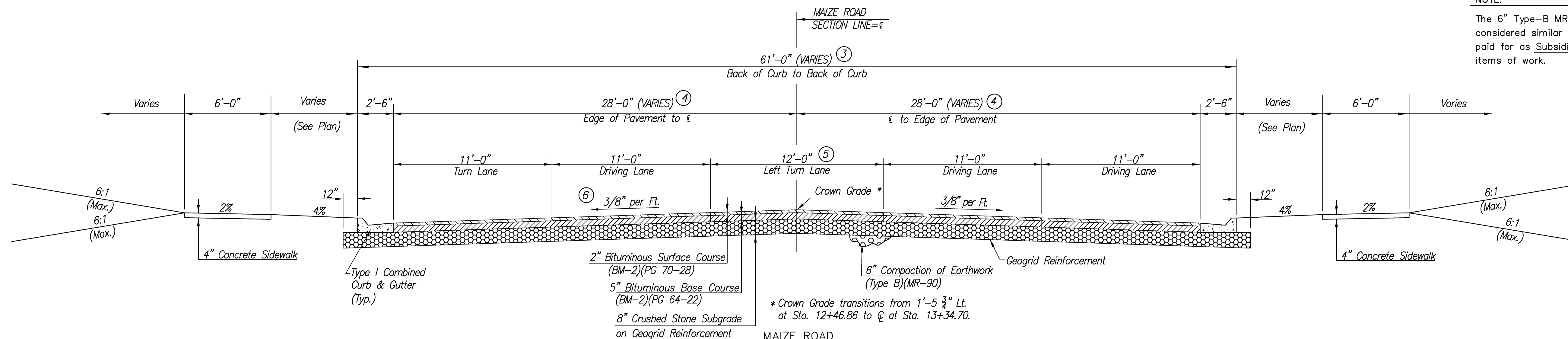


FHWA REG. NO.	STATE	PROJECT NO.	YEAR	SHEET NUMBER	TOTAL SHEETS
7	KANSAS	87 N-0502-01	2009	3	226

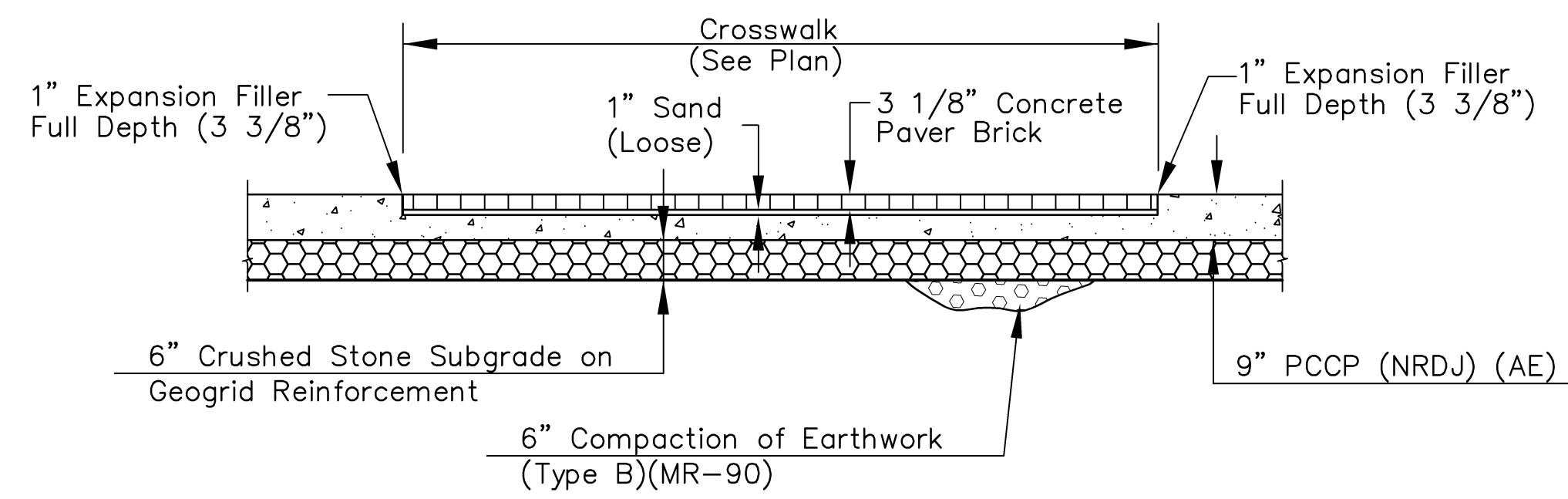
A.R.R.A-N05(201)



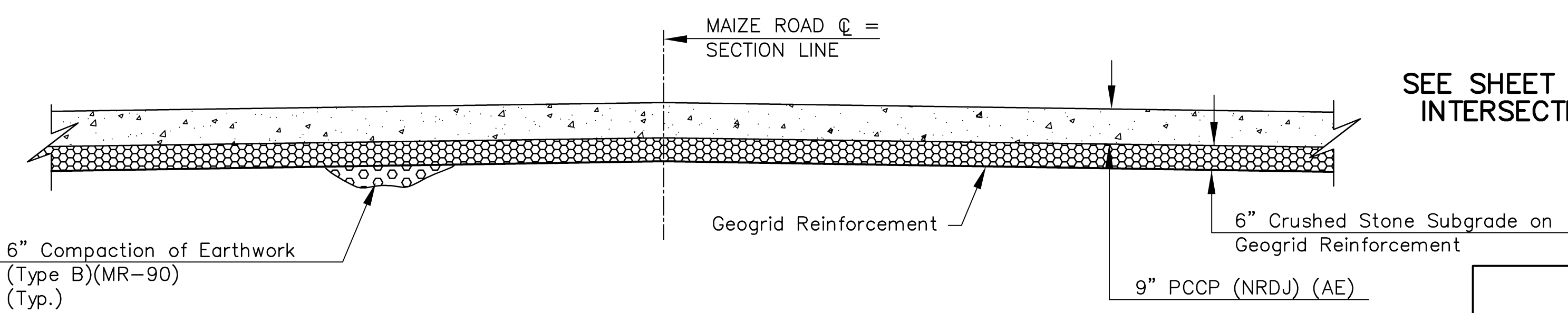
NOTE:  
The 6" Type-B MR-90 Compaction in cuts shall be considered similar to Foundation Treatment and paid for as Subsidiary to other items of work.



- ③ Sta. 12+46.86 to Sta. 13+80 (Transition)  
Sta. 13+80 to Sta. 48+88 (61'-0" Bk-Bk)  
Sta. 52+25 to Sta. 54+45 (61'-0" Bk-Bk)  
Sta. 54+45 to Sta. 57+50 (Transition)
- ④ Varies from 31'-3" @ Sta. 12+46.86 to 28'-0" @ Sta. 13+80.  
Varies from 28'-0" @ Sta. 54+45 to 36'-0" @ Sta. 57+50.
- ⑤ Varies from 18'-6" @ Sta. 12+46.86 to 12'-0" @ Sta. 13+80.  
Varies from 12'-0" @ Sta. 54+45 to 16'-0" @ Sta. 57+50.
- ⑥ Cross slope changes from 3/8"/ft to 1/4"/ft from sta. 44+50 to 45+50.  
Cross slope changes from 1/4"/ft to 3/8"/ft from sta. 48+00 to 49+00.



CROSSWALK SECTION  
w/ BRICK PAVERS (See Pawnee Int. Detail Sheet 27 for Concrete Paver Notes)



MAIZE ROAD  
Sta. 9+16.19 to Sta. 10+84.21

SEE SHEET NO. 27 FOR INTERSECTION DETAIL

		POE & ASSOCIATES, INC. CONSULTING ENGINEERS 5940 E. Central, Suite 2000 • Wichita, KS 67208-4242 Phone: 316-685-4114 • FAX: 316-685-4444
ENGINEER: P. Ferguson ENG. TECH: K. Warren CAD TECH: K. Warren DATE: SEPTEMBER 2009 SHEET: 3 of 226	<b>MAIZE ROAD</b> <b>TYPICAL SECTIONS</b> <b>CITY OF WICHITA, KANSAS</b> <b>PROJECT NO. 87 N-0502-01</b>	