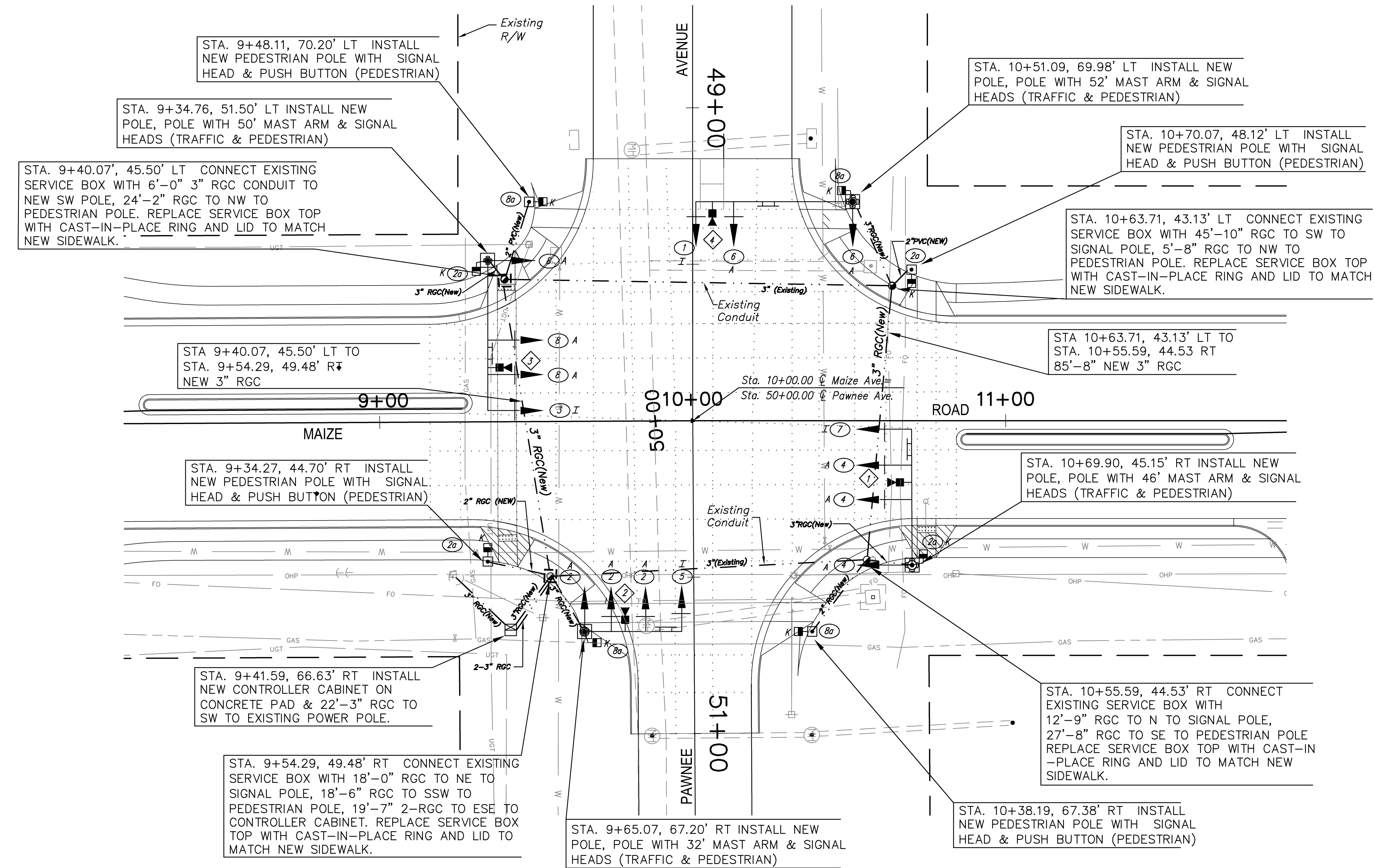
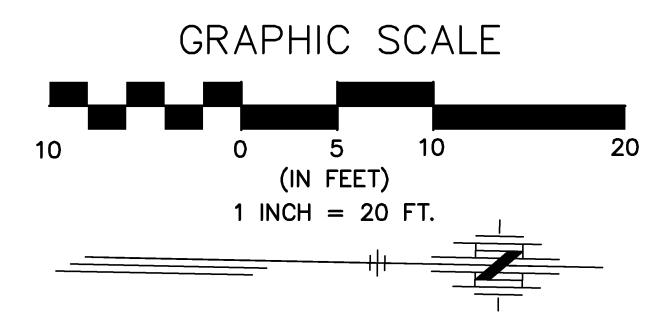
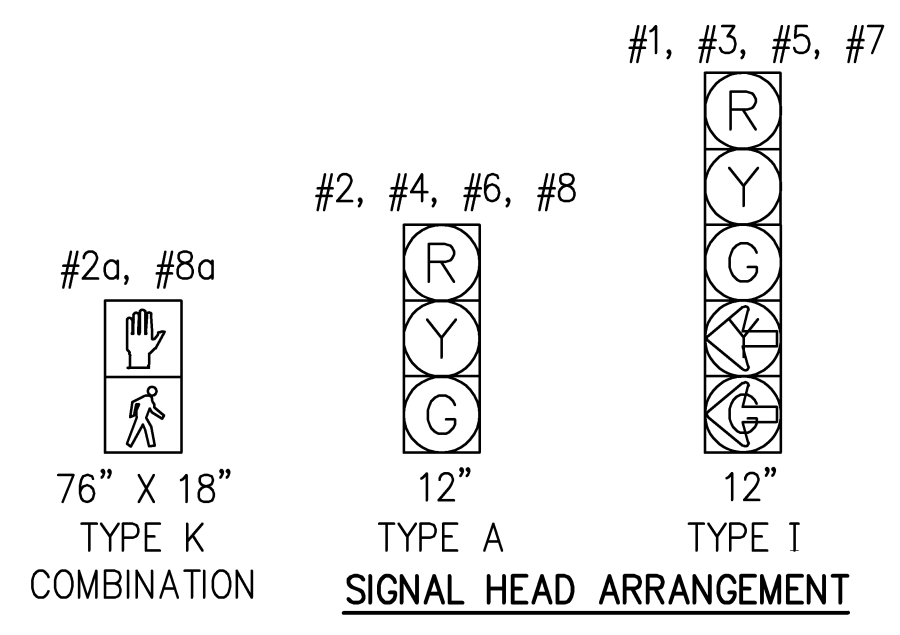


FHWA REG. NO.	STATE	PROJECT NO.:	YEAR	SHEET NUMBER	TOTAL SHEETS
7	KANSAS	87 N-0502-01	2009	88	226

A.R.R.A-N050(201)



- LEGEND**
- Traffic Signal Pole with Mast Arm
 - Traffic Signal Pedestal
 - Traffic Signal Camera
 - Traffic Signal Camera
 - Luminaire with Arm
 - Traffic Signal Head
 - Traffic Signal Head with Backplate
 - Pedestrian Signal Head
 - Controller with pad
 - Service Box (Pre-Fab)
 - Conduit
 - Signal Phase
 - Street Name Sign



MAIZE ROAD AND PAWNEE AVENUE

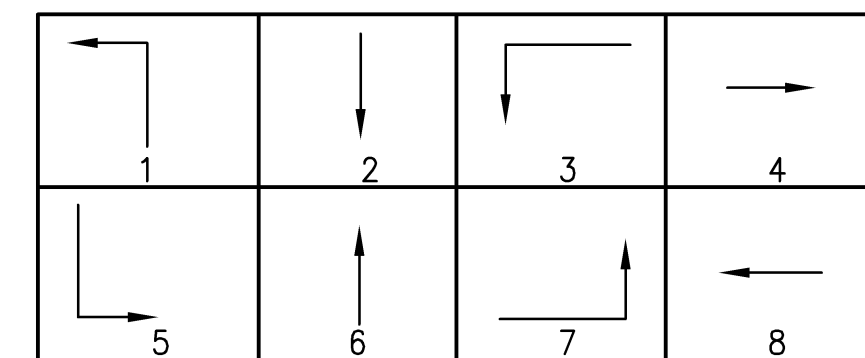
	PHASE							
	1	2	3	4	5	6	7	8
MAX. I	30	30	30	80	30	30	30	80
MAX. II/HFDW	30	30	30	80	30	30	30	80
WALK		8		8		8		8
FLASH DW		25		20		25		20
MAX. INITIAL	6	10	6	10	6	10	6	10
MIN. GREEN	5	8	5	8	5	8	5	8
T B R	1		1	15	1		1	15
T T R	1		1	25	1		1	25

CITY OF WICHITA TO PROVIDE

OBSERVE GAP	1.0	1.0	2.0		1.0		2.0
PASSAGE	1.0	1.0	1.0		1.0		1.0
MIN. GAP	2.0	1.0	2.0		2.0		2.0
ADDED ACTUATION							
YELLOW	3.0	4.0	3.0	4.0	3.0	4.0	3.0
RED CLEAR	1.0	2.0	1.0	2.0	1.0	2.0	1.0
RED REVERT							
WALK II							

FUNCTION TABLE

FUNCTION	PHASE							
	1	2	3	4	5	6	7	8
VEHICLE RECALL				X				X
PED RECALL								
RED LOCK								
YELLOW LOCK								
PERMIT	X	X	X	X	X	X	X	X
PED PHASES		X		X		X		X
LEAD PHASES	X		X		X		X	
DOUBLE ENTRY								
SEQUENTIAL TIMING								
START-UP YELLOW		X				X		
OVERLAP A								
OVERLAP B								
OVERLAP C								
OVERLAP D								
EXCLUSIVE								
SIMULTANEOUS GAP								



GENERAL NOTES

Service and junction box locations and conduit runs are typical only and may be adjusted during installation to clear obstructions and facilitate wiring as approved by the Engineer.

Rigid steel conduit shall be installed under all roadways.

The Contractor shall locate all utilities before beginning work. All expenses arising from damages, which may be occasioned by the contractor's failure to exactly locate and preserve any and all underground utilities, will be the responsibility of the Contractor.

Boxes shall not be located in sidewalk ramps.

MAIZE ROAD
WEST KELLOGG AVE. TO PAWNEE AVE.
CITY OF WICHITA, KANSAS
TRAFFIC SIGNAL PLAN

POE & ASSOCIATES, INC.
CONSULTING ENGINEERS
5940 E. Central, Suite 200 • Wichita, KS 67208-4242
Phone: 316/685-4114 • FAX: 316/685-4444

FINAL

Engineer: P. FERGUSON
Designer: K. WARREN
KDOT Job No.: 87 N-0502-01
Date: SEPTEMBER, 2009

88 of 226