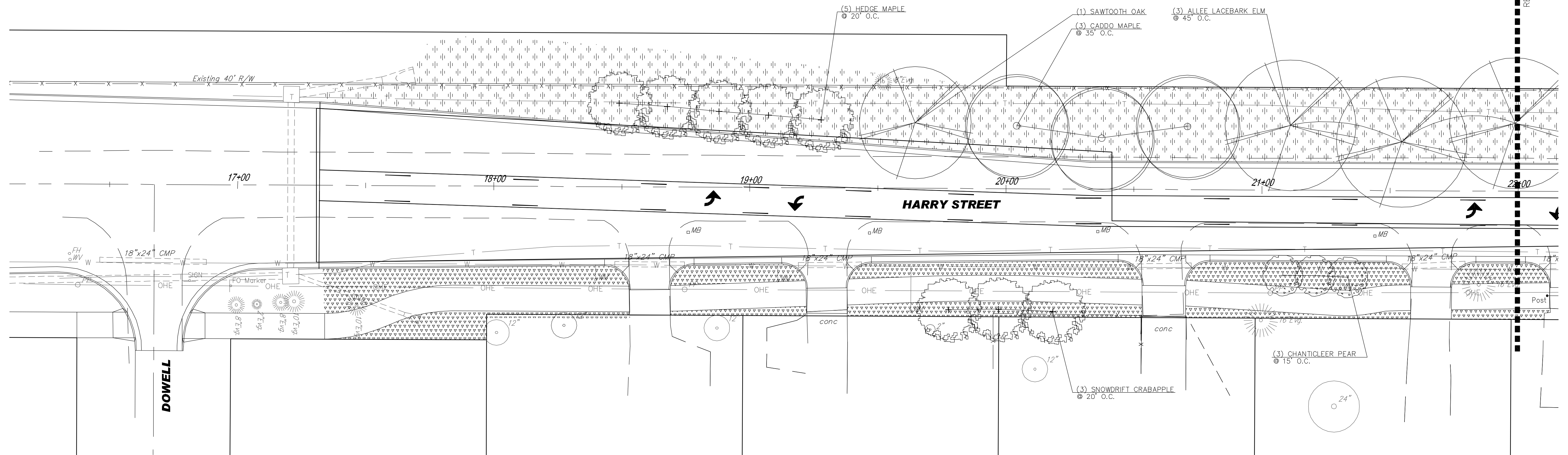

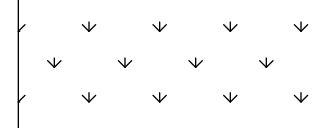



REFER TO SHEET 119 FOR CONTINUATION OF CORRIDOR LANDSCAPE PLAN



LANDSCAPE PLAN
Project Limits to Sta 22+00

LEGEND

- 
FESCUE SOD (Where noted OUTSIDE curb ONLY)
Per Notes on Sheet 126 and
City of Wichita Specifications Section 900
- 
BUFFALOGRASS SOD (Medians ONLY)
Per Notes on Sheet 126 and
City of Wichita Specifications Section 900
- 
BUFFALOGRASS/ RYE SEED
Per Notes on Sheet 126 and
City of Wichita Specifications Section 900

HARRY STREET PAVING IMPROVEMENTS LANDSCAPE PLAN WICHITA, KANSAS			
	Ruggles & Bohm, P.A. Engineering, Surveying, Land Planning		DESIGN BDT DRAWN BDT REVIEW UTILITY
	924 North Main Wichita, Kansas 67203 www.rbkansas.com		(316) 264-8008 (316) 264-4621 fax E-mail: info@rbkansas.com
DRAWING FILE	PROJECT NUMBER	DATE	SHEET
LANDSCAPE BASE {Harry 1}	87 N-0514-01	FEB 2010	118 OF 148