STATE	PROJECT NO.	YEAR	SHEET NO.	TOTAL SHEETS
KANSAS	54-87 K-8258-09	2005	49	54

GENERAL NOTES

1. MAINTENANCE:

THE CONTRACTOR SHALL MAINTAIN ALL SIGNS AND DEVICES IN AN UPRIGHT POSITION. THE CONTRACTOR SHALL CLEAN OR REPLACE ANY DAMAGED OR ILLEGIBLE SIGN OR DEVICE AS DIRECTED BY THE ENGINEER.

2. EXISTING SIGNS:

IF EXISTING SIGNS THAT ARE TO REMAIN (WHETHER DENOTED ON THE PLANS OR NOT) INTERFERE WITH CONSTRUCTION WORK, THE CONTRACTOR SHALL REMOVE, STORE, AND RESET THE SIGNS. THIS SHALL BE SUBSIDIARY TO OTHER TRAFFIC CONTROL BID ITEMS. SIGNING DAMAGED BY THE CONTRACTOR SHALL BE REPLACED AT THE CONTRACTOR'S EXPENSE.

3. CONFLICTING SIGNS AND SIGNS NOT IN USE:

SIGNS THAT ARE IN CONFLICT WITH THE TRAFFIC CONTROL PLAN OR DO NOT APPLY TO THE TRAFFIC OPERATIONS SHALL BE IMMEDIATELY REMOVED, TURNED SO NOT VISIBLE TO TRAFFIC FROM ANY DIRECTION, OR COMPLETELY COVERED WITH ADEQUATE OPAQUE WATERPROOF MATERIAL. TAPE SHALL NOT BE APPLIED TO THE FACE OF THE SIGN.

4. TEMPORARY AND POST MOUNTED SIGNS:

TRAFFIC CONTROL SIGNS THAT ARE ANTICIPATED TO REMAIN IN PLACE FOR 3 DAYS OR LESS ARE CONSIDERED "TEMPORARY." TEMPORARY SIGNS SHALL BE MOUNTED ON AN APPROVED SUPPORT AT A MINIMUM HEIGHT OF 300 mm. TRAFFIC CONTROL SIGNS IN PLACE FOR OVER 3 DAYS ARE REQUIRED TO BE MOUNTED ON APPROVED POSTS. A MINIMUM OF 1050 mm OF THE APPROVED POST MUST BE BELOW THE GROUND SURFACE WITH ADEQUATE BACKFILL AND COMPACTION. ALL POSTS SHALL EXTEND NO GREATER THAN 150 mm ABOVE THE SIGN.

WHEN THE SIGN LENGTH IS EQUAL TO OR GREATER THAN 2.8 m, THREE OR MORE WOOD POSTS MAY BE USED WITH A MINIMUM OF 1.2 m BETWEEN THE CENTERLINE OF EACH POST. ALL SIGNS LESS THAN 2.8 m IN WIDTH SHALL USE A MAXIMUM OF TWO WOOD POSTS.

5. SHEETING:

ALL ORANGE SIGNS SHALL BE RETROREFLECTORIZED WITH FLOURESCENT ORANGE PRISMATIC GRADE SHEETING. ALL OTHER SIGNS SHALL BE RETROREFLECTORIZED WITH TYPE III HIGH PERFORMANCE SHEETING OF STANDARD COLORS.

6. ROLL-UP SIGNS:

ROLL-UP SIGNS MAY BE USED FOR TEMPORARY WARNING SIGNS. THEY MUST BE FLOURESCENT ORANGE PRISMATIC GRADE RETROREFLECTIVE SIGNS OF OPAQUE MATERIAL. MESH SIGNS ARE NOT ALLOWED.

7. SIGNS INVOLVING SPEEDS:

THE W3-5 (SPEED LIMIT ⊗ AHEAD) SHOULD BE USED ONLY IF THE ENGINEER DETERMINES THAT A REDUCED SPEED IS REQUIRED ON THE PROJECT.

THE M4-20 (WORK ZONE) PLAQUE SHALL BE PLACED ABOVE ALL SPEED LIMIT SIGNS, (R2-1), EXISTING AND TEMPORARY.

FOR SPEEDS OF 30 MPH OR LESS, THE W1-1(TURN) OR W1-3(REVERSE TURN) SHOULD BE USED. FOR SPEEDS OF 35 MPH OR MORE, THE W1-2(CURVE) OR W1-4(REVERSE CURVE) SHOULD BE USED. THE W13-1(MPH) IS TO BE ELIMINATED IF THE ADVISORY SPEED IS WITHIN 5 MPH OF THE SPEED LIMIT.

8. SIGNS CONTROLLING WORK AREA:

THE G20-2A(END ROAD WORK) SHOULD BE PLACED 150 m FROM THE END OF THE ACTUAL WORK AREA, NOT NECESSARILY AT THE EXTREME LIMITS OF THE PROJECT.

WHERE TWO WORK AREAS ARE LESS THAN 1.6 km APART IN RURAL AREAS OR 0.4 km APART IN URBAN AREAS, THE G20-2A(END ROAD WORK) FOR THE FIRST WORK AREA AND THE W20-1(ROAD WORK) FOR THE SECOND WORK AREA SHOULD BE ELIMINATED.

9. WARNING LIGHTS ON SIGNS:

TYPE A L.E.D. BI-DIRECTIONAL LOW INTENSITY LIGHTS SHOULD BE USED ON ALL CONSTRUCTION WARNING ACTION SIGNS AND SHALL NOT BE USED ON SIGNS MOUNTED LESS THAN 5' HIGH ON TEMPORARY SUPPORTS. ON ALL OTHER CONSTRUCTION WARNING SIGNS, TYPE A L.E.D. LOW INTENSITY LIGHTS ARE TO BE USED AS DIRECTED BY THE ENGINEER. THE TYPE "B" HIGH INTENSITY LIGHT MAY BE USED UNTIL THE END OF ITS SERVICEABLE LIFE TO REPLACE A TYPE "A" L.E.D. LIGHTS

TYPE A L.E.D. LIGHTS SHALL BE MAINTAINED SO AS TO BE CAPABLE OF BEING VISIBLE ON A CLEAR NIGHT FROM A DISTANCE OF 915 m. IF A TYPE A LIGHT HAS A SEPARATE BATTERY CASE, THE BATTERY CASE SHALL BE MOUNTED NO HIGHER THAN 300 mm ABOVE THE GROUND AND MOUNTED BEHIND THE SIGN POST. FOR A TYPE A LIGHT, WHERE THE LENS IS MOUNTED TO THE TOP OF THE BATTERY CASE, THE TYPE A LIGHT (LENS AND BATTERY) SHALL BE MOUNTED AT THE TOP OF THE SIGN.

TYPE "A" LIGHT L.E.D.
BI-DIRECTIONAL

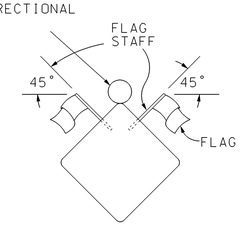

TWO (2) 450 mm x 450 mm FLOURESCENT RED-ORANGE FLAGS SHALL BE ATTACHED IN THE POSITION SHOWN ON THE W20-2(DETOUR), W1-1(TURN), W1-2(CURVE), W1-3(REVERSE TURN), W1-4(REVERSE CURVE), W3-3(SIGNAL AHEAD), W4-2(LANE REDUCTION), W20-4(ONE LANE ROAD), W20-5(LANE CLOSED), W20-7A(FLAGGER), AND W3-4 (BE PREPARED TO STOP) SIGNS AND ANY OTHER ACTION SIGNS AS SHOWN ON THE PLANS OR DIRECTED BY THE ENGINEER. THE FLAGS AND STAFFS ARE TO BE ATTACHED IN SUCH A MANNER THAT THE SIGN WILL NOT BE OBSCURED. THE FLAGS MAY BE EITHER A CLOTH OR VINYL MATERIAL. THE FLAGS SHALL BE SUBSIDIARY TO THE CONSTRUCTION SIGN BID ITEMS.

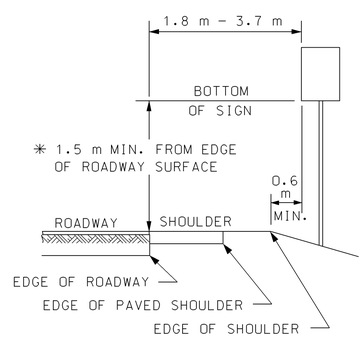

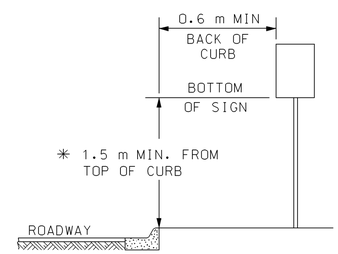

✳ NOTE:

A. IN BUSINESS, COMMERCIAL, AND RESIDENTIAL DISTRICTS, THE DISTANCE BETWEEN THE BOTTOM OF THE SIGN AND THE TOP OF THE NEAR EDGE OF THE TRAVEL WAY SHALL BE AT LEAST 2.1 m.

B. LARGE SIGNS HAVING AN AREA EXCEEDING 5 SQUARE METERS THAT ARE INSTALLED ON MULTIPLE BREAKAWAY POSTS SHALL BE MOUNTED A MINIMUM OF 2.1 m ABOVE THE GROUND.

C. THE HEIGHT TO THE BOTTOM OF THE SECONDARY SIGN MOUNTED BELOW ANOTHER SIGN MAY BE 0.3 m LESS THAN THE APPROPRIATE HEIGHT SPECIFIED ABOVE.

HEIGHT AND LATERAL DIMENSIONS FOR POST MOUNTED SIGNS
(SIGNS LEFT IN PLACE OVER 3 DAYS)

SIGN LAYOUT INFORMATION

175 C
175 C
175 C

W3-4
1200 mm x 1200 mm
(BLACK/ORANGE)

LETTER SIZES FOR BLACK ON ORANGE "DESTINATION" SIGNS

STD. SIZE	EXPWY/FREEWAY
150 C	250 D

WORK ZONE	75 C	150 C
M4-20 (BLACK/ORANGE)	600 X 150	1200 X 300

NOTE:
TEXT DIMENSIONS ARE IN mm.
BORDER IS BLACK NON-REFLECTIVE.

ADVANCE WARNING SIGN SPACING (IN METERS):

	A	B	C
URBAN (40 MPH OR LOWER)	*30*	*30*	*30*
URBAN (45 MPH OR HIGHER)	*100*	*100*	*100*
RURAL (55 MPH OR LOWER)	*150*	*150*	*150*
RURAL (60 MPH OR HIGHER)	*230*	*230*	*230*
EXPRESSWAY/FREEWAY	*300*	*450*	*800*

THE SPACING BETWEEN ANY SIGNS MAY BE ADJUSTED AS APPROVED BY THE ENGINEER IN ORDER TO MAXIMIZE VISIBILITY.

THE SPACING BETWEEN SIGNS SHALL BE NO LESS THAN 30 m, UNLESS DIRECTED BY THE ENGINEER.

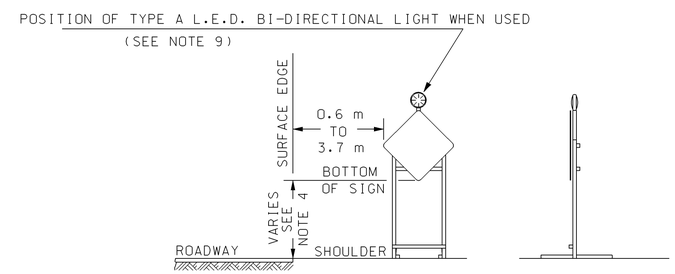

(SEE NOTE 6 FOR ROLL-UP SIGNS OPTION)

HEIGHT AND LATERAL DIMENSIONS FOR SIGNS
MOUNTED ON SKIDS OR OTHER PORTABLE SUPPORTS

NO.	DATE	REVISIONS	BY	APP'D
3				
2	2-1-05	MODIFIED NOTE #9	B.H.	A.A.A.
1	3-17-03	MODIFIED NOTES	M.H.	S.A.B.

KANSAS DEPARTMENT OF TRANSPORTATION

TRAFFIC CONTROL SIGNS

TE710S1 9/1/00

FHWA APPROVAL 2-1-2005		APP'D Anthony A. Alrobaire	
DESIGNED B.A.H.	DETAILED B.A.H.	QUANTITIES	TRACED
DESIGN CK.	DETAIL CK.	QUAN. CK.	TRACE CK.

Plotted By : @@USERNAME@@ Thacher Bldg., 4th Floor
Plot File : @@@@@@@@@@@@DGNSPEC@@@@@@@@@@@@@@
Plot Date : @@@@@@STIME@@@@@@