


# CONSTRUCTION PLANS FOR **PUBLIC IMPROVEMENTS PHASE 2 PACKAGE 2**

## W I C H I T A WATERWALK

**OCA NO. 792424 / 635674 / 622102**

**CITY OF WICHITA PROJECT NO. 472-84135 / 448-90193 / 468-84184**

**CITY OF WICHITA, KANSAS  
JAMES L. ARMOUR, P.E. - CITY ENGINEER**



TIMOTHY W. JOHNSON  
Reg. P.E. No. 10489

DATE

### INDEX OF SHEETS

- 1.0 Cover Sheet
- 2.0 General Notes
- 3.0 Project Control Plan

**Erosion Control Plans**

- EC1.1 Plan
- EC2.1 Standard Details
- EC2.2 Standard Details
- EC2.3 Standard Details
- EC2.4 Standard Details
- EC2.5 Standard Details
- EC2.6 Standard Details
- EC2.7 Standard Details

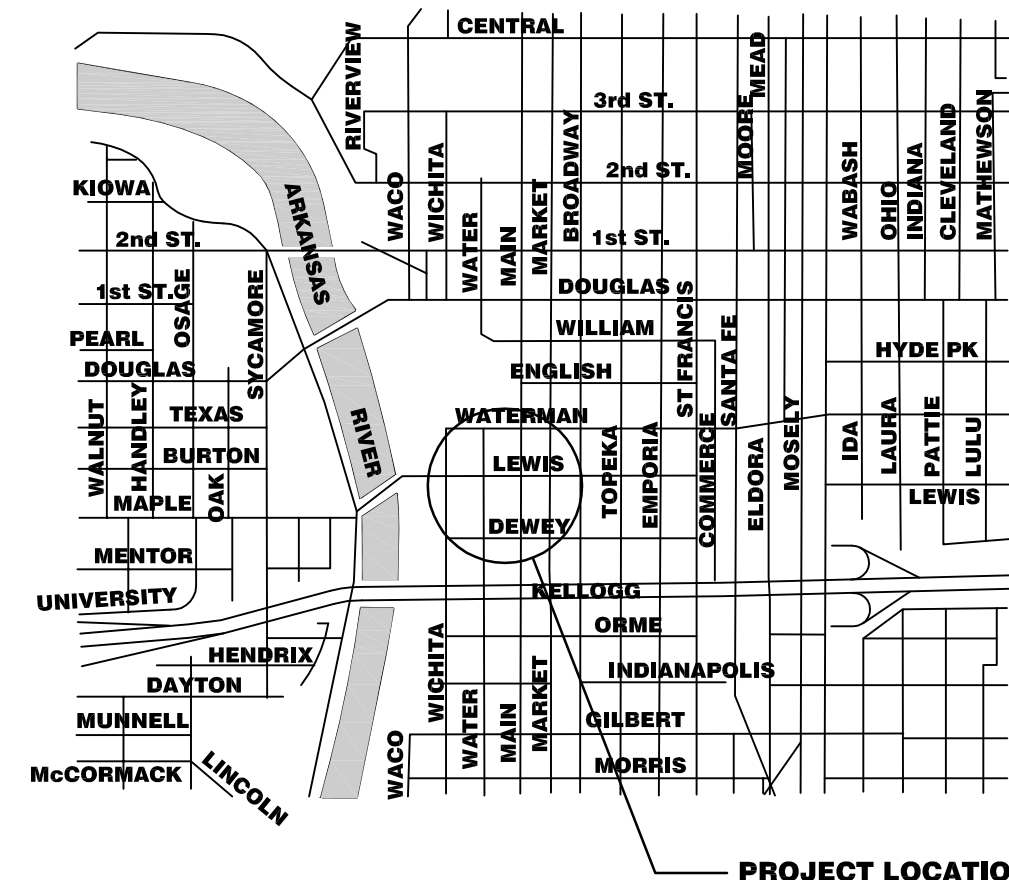
**Demolition Plans**

- D1.0 Sheet Layout Plan
- D1.1 Demolition Plan - Northeast
- D1.2 Demolition Plan - Northwest
- D1.3 Demolition Plan - Southeast
- D1.4 Demolition Plan - Southwest

**Paving Plans**

- P1.0 General Layout
- P2.0 Standard Details - Driveways
- P2.1 Standard Details - Wheelchair Ramps
- P2.2 Standard Details - Concrete Pavement
- P2.3 Typical Section - Waterman, 60'
- P2.4 Typical Section - Waterman, 61'
- P2.5 Typical Section - Waterman, 61', PCCP
- P2.6 Typical Section - Water, 30'
- P2.7 Typical Section - Water, 48'
- P2.8 Typical section - Wichita
- P2.9 Typical Section - Waterwalk Place
- P3.1 Plan & Profile - Waterman Street
- P3.2 Plan & Profile - Waterman Street
- P3.3 Plan & Profile - Waterman Street
- P3.4 Plan & Profile - Water Street
- P3.5 Plan & Profile - Water Street
- P3.6 Plan & Profile - Water Street
- P3.7 Plan & Profile - Wichita Street
- P3.8 Plan & Profile - Waterwalk Place
- P4.1 Striping Plan
- P4.2 Striping Plan
- P4.3 Striping Plan - Details
- P5.1 Intersection Details - Waterman / Water
- P5.2 Intersection Details - Waterman / Wichita
- P5.3 Intersection Details - Waterwalk Pl / Water
- P5.4 Intersection Details - Waterwalk Pl / Wichita
- P5.5 Hyatt Hotel Entry Drive
- P6.1 Light Pole & Sleeving Plan


- X1 Street Cross-Sections - Waterman
- X1 Street Cross-Sections - Waterman
- X1 Street Cross-Sections - Waterman
- X1 Street Cross-Sections - Waterman
- X1 Street Cross-Sections - Waterman
- X1 Street Cross-Sections - Water
- X1 Street Cross-Sections - Water
- X1 Street Cross-Sections - Water
- X1 Street Cross-Sections - Water
- X1 Street Cross-Sections - Wichita
- X1 Street Cross-Sections - Waterwalk Place



LOCATION MAP

## MAY 2006

**PLANS PREPARED BY**



**GossenLivingston**  
Architecture  
420 South Emporia  
Wichita, KS 67202



Johnson & Associates, Inc.  
100 E. California Ave. - Third Floor  
Oklahoma City, OK 73104

### INDEX OF SHEETS

**Water Plans**

- W1.0 Key Map
- W1.1 Standard Assembly Details
- W1.2 Standard Water Details
- W2.1 Plan & Profile - Wichita, 12"
- W2.2 Plan & Profile - Water, 8"
- W2.3 Plan & Profile - Waterman, 12"
- W2.4 Plan & Profile - Lines 4, 5, 6
- W2.5 Plan & Profile - Lines 7, 8, 9, 10
- W2.6 Plan & Profile - Lines 11, 12, 13, 14
- W2.7 Plan & Profile - Lines 15, 16, 17, 18

**Sanitary Sewer**

- SS1.0 General Layout
- SS1.1 Plan & Profile - Line 1
- SS1.2 Plan & Profile - Line 2
- SS1.3 Plan & Profile - Line 2
- SS1.4 Plan & Profile - Line 3
- SS1.5 Plan & Profile - Lines 4, 5, 6, 7, 8
- SS2.1 Standard Details - Type P Manholes
- SS2.2 Standard Details - Manhole Frame, Cover
- SS2.3 8" Cleanout Riser
- SS3.1 Lift Station Details

**Storm Sewer**

- ST1.1 Storm Sewer - Plan & Profile - Line 1
- ST1.2 Storm Sewer - Plan & Profile - Line 2
- ST1.3 Storm Sewer - Plan & Profile - Line 3
- ST1.4 Storm Sewer - Plan & Profile - Line 4
- ST1.5 Storm Sewer - Plan & Profile - Line 5, 6, 7
- ST1.6 Storm Sewer - Plan & Profile - Line 8, 9, 10
- ST2.1 Standard Details - Manhole Adjustment
- ST2.2 Standard Details - RC Manhole
- ST2.3 Standard Details - Type 1 Curb Inlet
- ST2.4 Standard Details - Type 2 Curb Inlet
- ST2.5 Standard Details - Type 2 Curb Inlet, Special

**Phasing Plans**

- PH1.1 Phasing Plan - Phase 1
- PH1.2 Phasing Plan - Phase 2A, 2B
- PH1.3 Phasing Plan - Phase 3
- PH1.4 Phasing Plan - Phase 4
- PH1.5 Phasing Plan - Phase 5

**Traffic Control Plans**

- TC1.1 Traffic Control Plan - Phase 1
- TC1.2 Traffic Control Plan - Phase 2A
- TC1.3 Traffic Control Plan - Phase 2B
- TC1.4 Traffic Control Plan - Phase 3
- TC1.5 Traffic Control Plan - Phase 4
- TC1.6 Traffic Control Plan - Phase 5