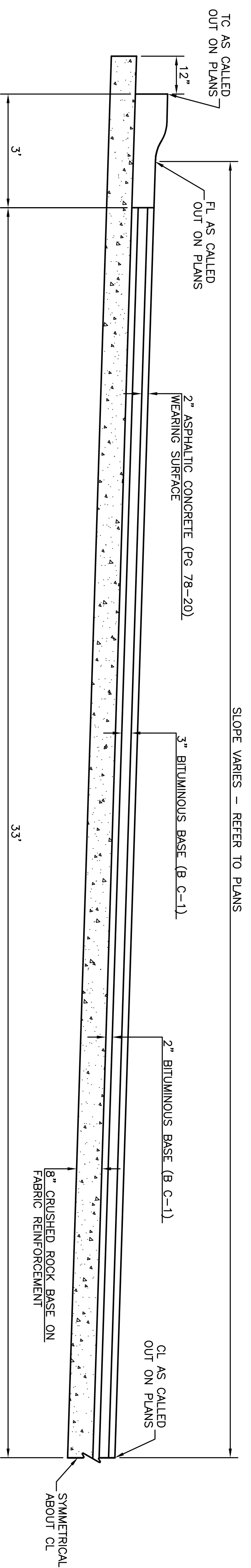


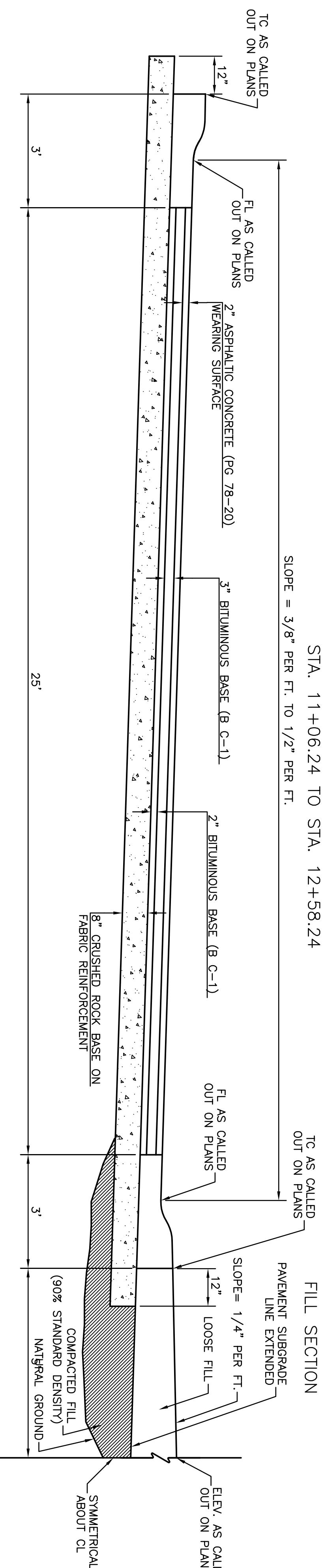
# 72' B-B PAVEMENT DETAILS

STA. 10+83.24 TO STA. 11+06.24  
STA. 12+58.24 TO STA. 12+81.24



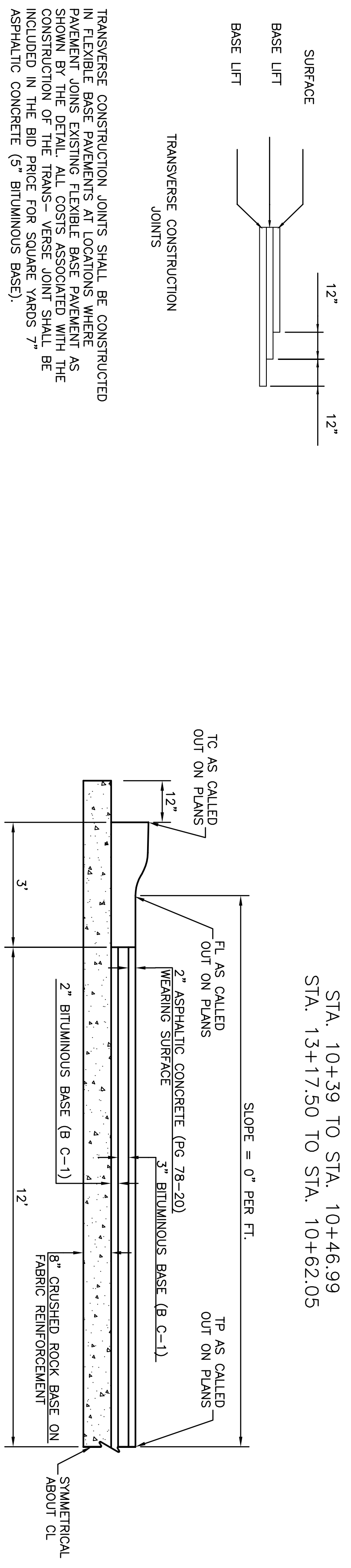
# 72' B-B PAVEMENT DETAILS w/10' MEDIAN

STA. 11+06.24 TO STA. 12+58.24  
SLOPE = 3/8" PER FT. TO 1/2" PER FT.

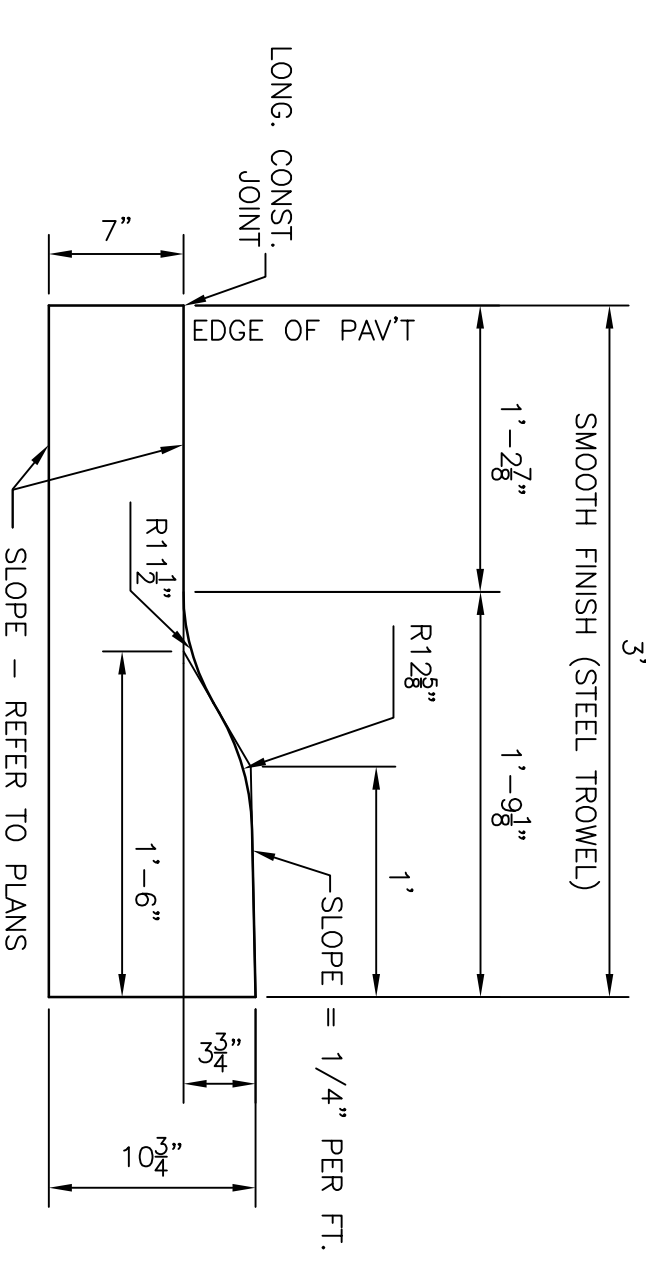


# 30' B-B PAVEMENT DETAILS

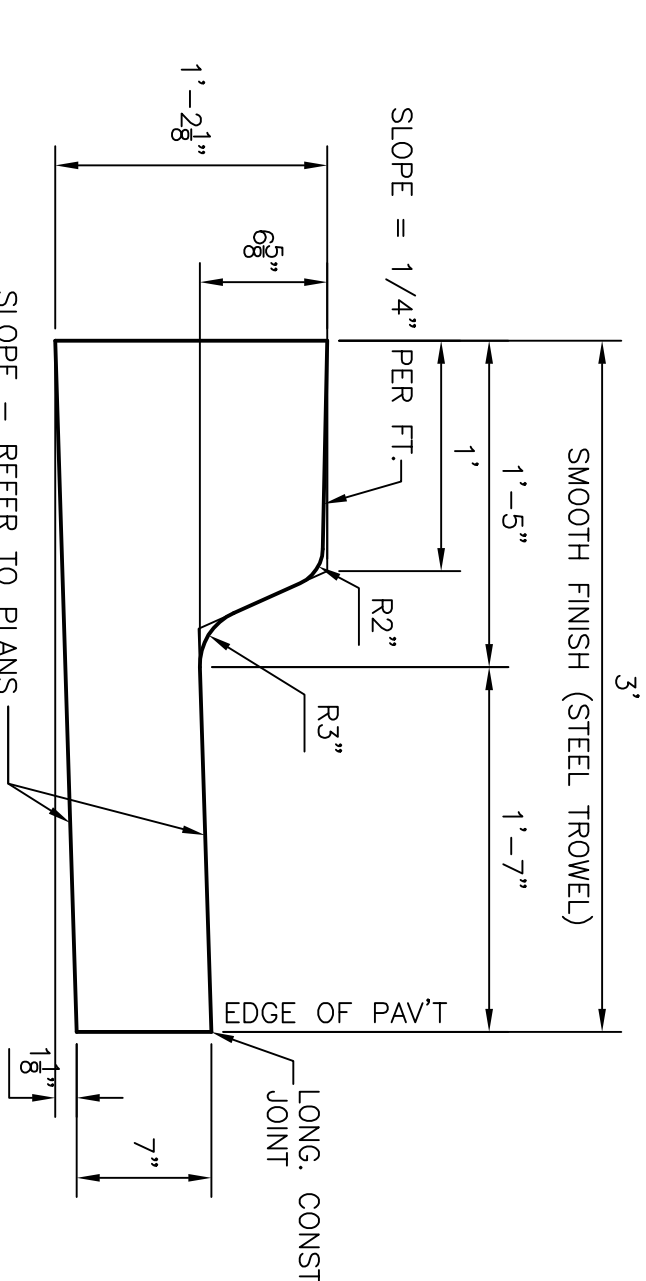
STA. 10+39 TO STA. 10+46.99  
STA. 13+17.50 TO STA. 10+62.05



TRANSVERSE CONSTRUCTION JOINTS SHALL BE CONSTRUCTED IN FLEXIBLE BASE PAVEMENTS AT LOCATIONS WHERE SHORING JOINTS EXISTING FLEXIBLE BASE PAVEMENT AS SHOWN BY THE PLANS. TRANSVERSE CONSTRUCTION OF THE TRANSVERSE JOINT SHALL BE INCLUDED IN THE BID PRICE FOR SQUARE YARDS 7" ASPHALTIC CONCRETE (5" BITUMINOUS BASE).



TYPE 3 - MODIFIED COMBINED CURB & GUTTER (3 3/4")



TYPE - 2 MODIFIED COMBINED CURB & GUTTER (6 5/8")

- CURB NOTES**
1. EXPANSION (ISOLATION) JOINTS SHALL BE CONSTRUCTED A MAXIMUM OF 300' APART AND AT ALL P.S., P.CS, CUL-DE-SAC QUADRANTS, AND ENDS OF RETURNS.
  2. CONTRACTION JOINTS SHALL BE CONSTRUCTED A MINIMUM OF 12' APART.
  3. JOINT SEALER SHALL BE REQUIRED AT ALL JOINTS ON ARTERIAL AND INDUSTRIAL STREETS.

**GENERAL NOTES**


FABRIC BASE REINFORCEMENT SHALL BE B X Y 1100 GEORGE AS MANUFACTURED BY THE GEORGE COMPANY. FABRIC REINFORCEMENT SHALL BE INSTALLED IN ACCORDANCE WITH MANUFACTURER'S RECOMMENDATIONS. CRUSHED ROCK SHALL BE AS SPECIFIED IN SECTION 404 OF THE CITY OF WICHITA STANDARD SPECIFICATIONS.

ROCK BASE IS TO BE COMPACTED AND SMOOTHED WITH A STEEL FACED ROLLER PRIOR TO PLACEMENT OF ASPHALT. TACK COAT WILL NOT BE APPLIED TO ROCK BASE.

A TACK COAT OF EMULSIONED ASPHALT (SS-1H) SHALL BE APPLIED AT AN APPROXIMATE RATE OF ONE GALLON PER SQUARE YARD BETWEEN EACH LIFT OF ASPHALTIC MATERIAL.

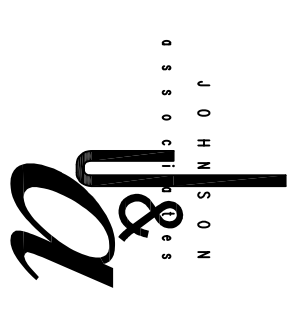
CONSTRUCTION JOINTS IN EACH LIFT SHALL BE STAGGERED A MINIMUM DISTANCE OF ONE (1) FOOT FROM JOINTS IN PRECEDING LIFTS AND PLACED SO THAT A JOINT WILL BE CONSTRUCTED ON THE CENTERLINE OF THE TOP LIFT.

THE ASPHALTIC CONCRETE PAVEMENT BETWEEN THE COMBINED CURB AND GUTTER SHALL BE PAID AS SQUARE YARDS OF 7" ASPHALTIC CONCRETE (5" BITUMINOUS BASE).



**Gosselin Livingston**  
Architecture  
100 E. California Ave., Third Floor  
Oklahoma City, OK 73104  
Tel: (316) 265-4387  
Fax: (316) 265-5646  
Email: gosselinlivingston.com

© 2016 Gosselin Livingston Associates, Inc.  
The drawing and all information herein is the exclusive property of Gosselin Livingston Associates, Inc. and is not to be copied or used in any way without the express written consent of Gosselin Livingston Associates, Inc. All drawings are the property of Gosselin Livingston Associates, Inc. All drawings are the property of Gosselin Livingston Associates, Inc.



**Johnson & Associates, Inc.**  
100 E. California Ave., - Third Floor  
Oklahoma City, OK 73104  
(405) 235-8073 FAX (405) 235-8078  
Certificate of Authorization RE-1728 EXP. DATE: 12-31-2008

# WICHITA WATERWALK PUBLIC IMPROVEMENTS PHASE 2 PACKAGE 2

Mark	Date	Description
	5.30.06	BID SET
	4.27.06	FIELD CHECK SET

**WATERWALK PLACE PAVING SECTION**

Job No.	<b>P2.9</b>
Date	05-30-06
Drawn	<b>10</b>
Checked	<b>27 of 96</b>