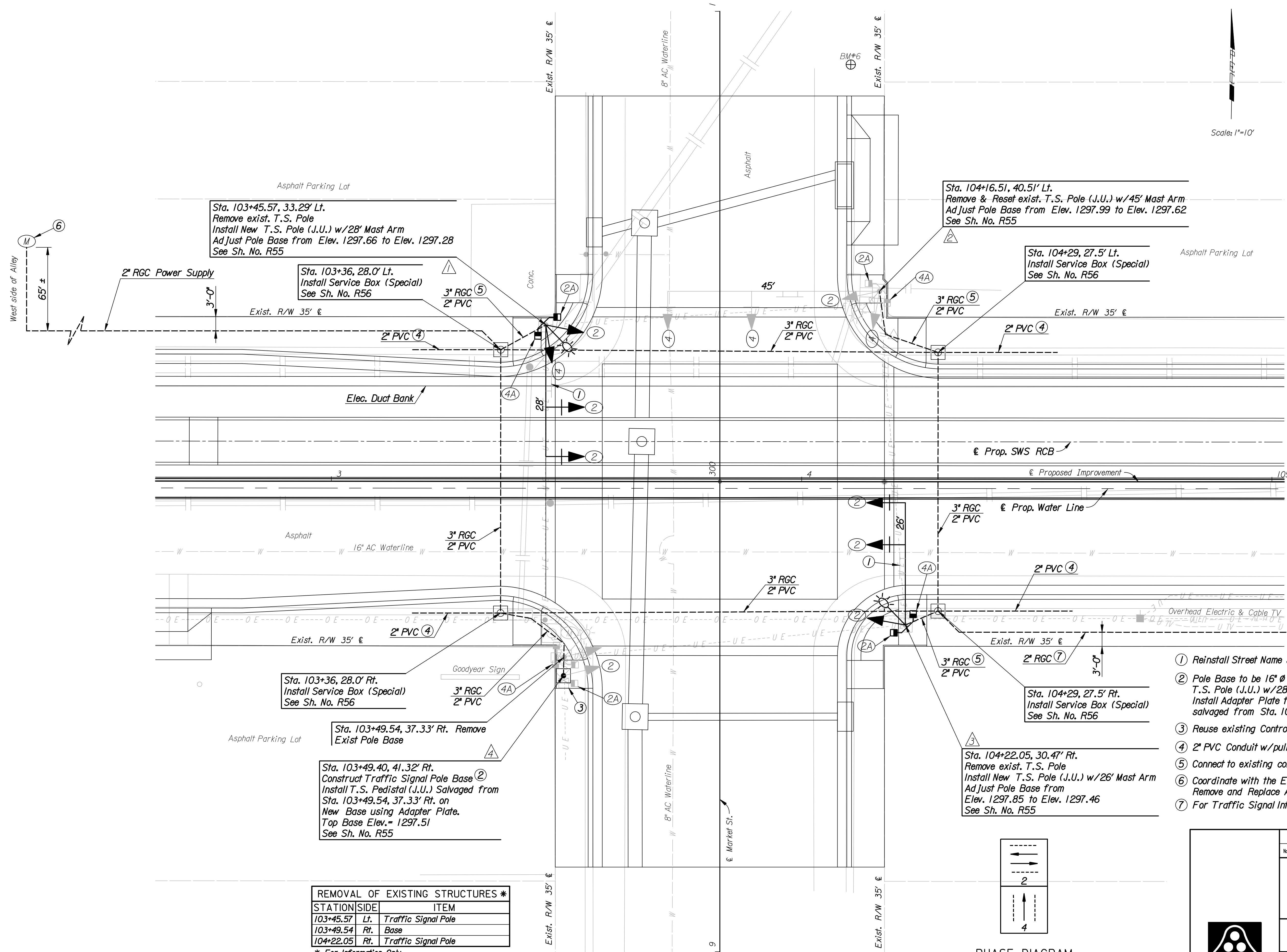
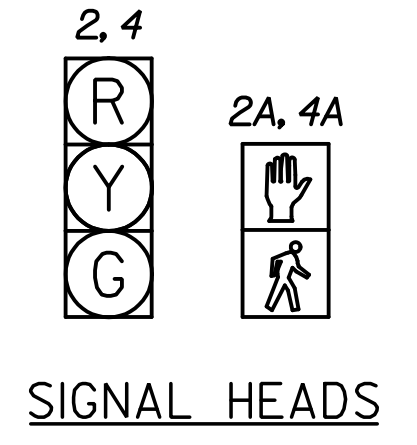


DSNR: MJW OPER: DRP SCALE: 1"=10'
 I:/2006/06237/SIGNAL/06237-000-SIGNALMARKET.DGN LAST REV: 2-26-2007 BY: DRP



LEGEND

- ☐ Traffic Signal Pole with Mast Arm
- ☐ Traffic Signal Pedestal
- ☀ Luminaire with Arm
- ◀ Traffic Signal Head
- ◀ Traffic Signal Head with Backplate
- ◀ Pedestrian Signal Head
- ☒ Controller (Pole Mounted)
- ☐ Service Box (Pre-Fab)
- Conduit
- ② Signal Phase
- △ Signal Pole Reference Number
- ⊥ Street Name Sign
- Ⓜ Meter and Enclosure

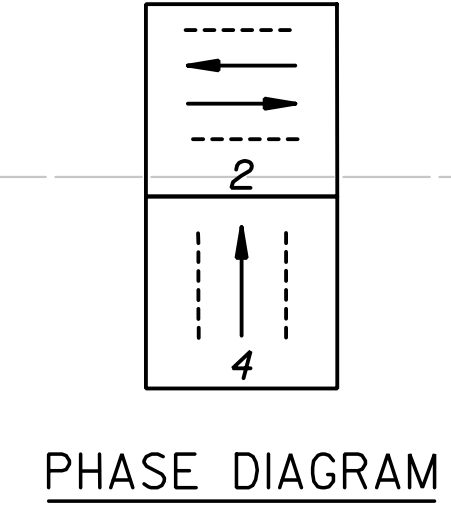


- ① Reinstall Street Name sign salvaged from existing Mast Arm.
- ② Pole Base to be 16" Ø bolt circle to accommodate future T.S. Pole (J.U.) w/28' Mast Arm. Install Adapter Plate to accommodate existing TS. Pedestal (J.U.) salvaged from Sta. 103+49.54, 37.33' Rt.
- ③ Reuse existing Controller and Cabinet.
- ④ 2" PVC Conduit w/pull wire for street light circuit. See Lighting Plans.
- ⑤ Connect to existing conduit in Pole Base or install as required.
- ⑥ Coordinate with the Engineer and Westar Energy for Enclosure Panel location. Remove and Replace Alley Pavement as required to complete installation.
- ⑦ For Traffic Signal Interconnect.

REMOVAL OF EXISTING STRUCTURES *

STATION	SIDE	ITEM
103+45.57	Lt.	Traffic Signal Pole
103+49.54	Rt.	Base
104+22.05	Rt.	Traffic Signal Pole

* For Information Only
 Salvaged equipment not used to be delivered to City Yard at 1801 S. McLean Blvd.



Revision		By	Date
WATERMAN STREET			
TRAFFIC SIGNAL PLAN			
WATERMAN AND MARKET			
JAMES L. ARMOUR, P.E.—CITY ENGINEER CITY OF WICHITA PROJECT NO. 468-84167			
Professional Engineering Consultants, P.A.			
303 S. TOPEKA • WICHITA, KANSAS 67202 316-262-2691 • FAX 316-262-3003			
Designed by	WDH	Job No.	06237
Drawn by	DRP	Date	Feb., 2007
			Sht. R44 of R111