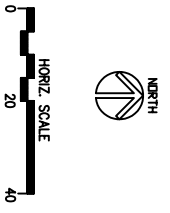
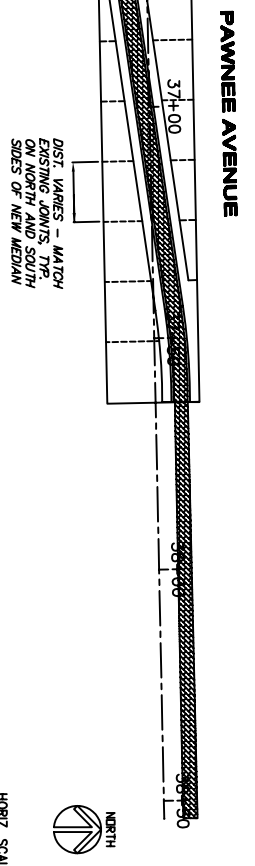
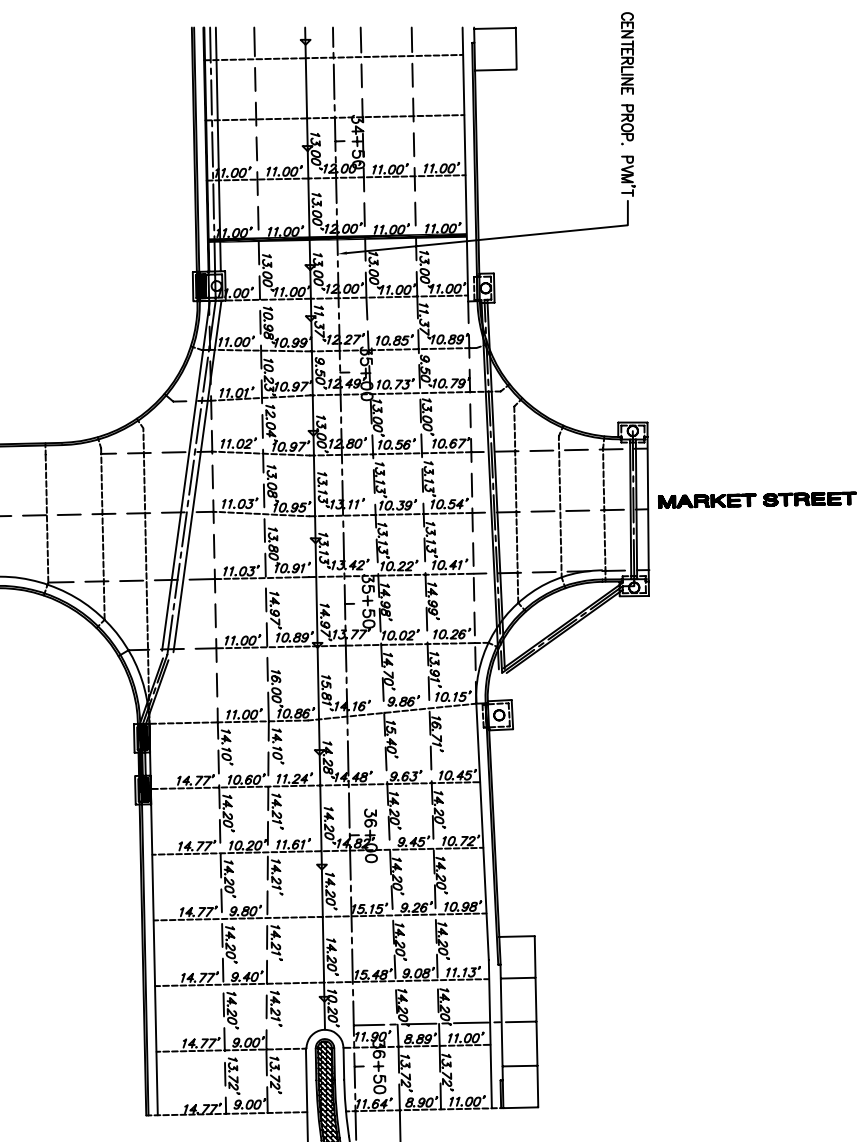
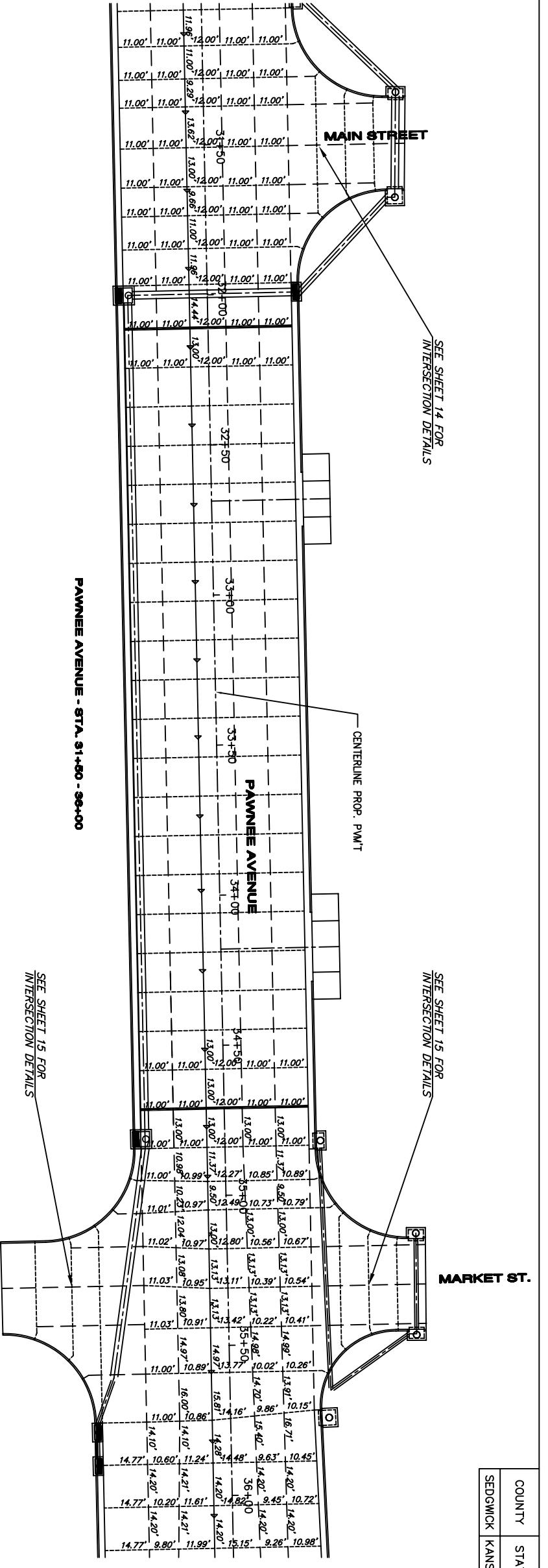


COUNTY	STATE	PROJECT NUMBER	FISCAL YEAR	SHEET NO.	TOTAL SHEETS
SEDGWICK	KANSAS	87 N-0237-01	2006	19	78



- LEGEND:**
- LI — LONGITUDINAL JOINT
 - CI — CONTRACTION JOINT
 - LCJ — LONGITUDINAL CONSTRUCTION JOINT
 - EJ — EXPANSION JOINT

SEE SHEETS 20 & 22 FOR JOINT DETAILS.

YOUNG & ASSOCIATES, P.A.
Civil and Environmental Engineers
100 S. Georgie, Derby, KS 67037
Tel: (316)788-2552
Fax: (316)788-4408

REINF. CONCRETE PAVEMENT JOINT PLAN
(CL STA. 31+50.00 TO CL STA. 37+84)
Paving & Storm Sewer Improvements
City of Wichita
Sedgwick County, Kansas

scale: as noted
drawn by: dds
checked by: cry
date: Mar. 2006
P/N: 04-179
revisions:

Sheet No.
19 OF 78

Copyright 2006, by Young & Associates, P.A. All rights reserved. Reproduction in any form without the specific written permission of Young & Associates, P.A. This plan and contract is the property of Young & Associates, P.A. the liability of the contract or other matter shall not constitute a violation hereof.