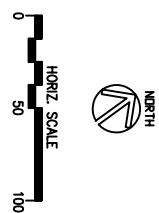
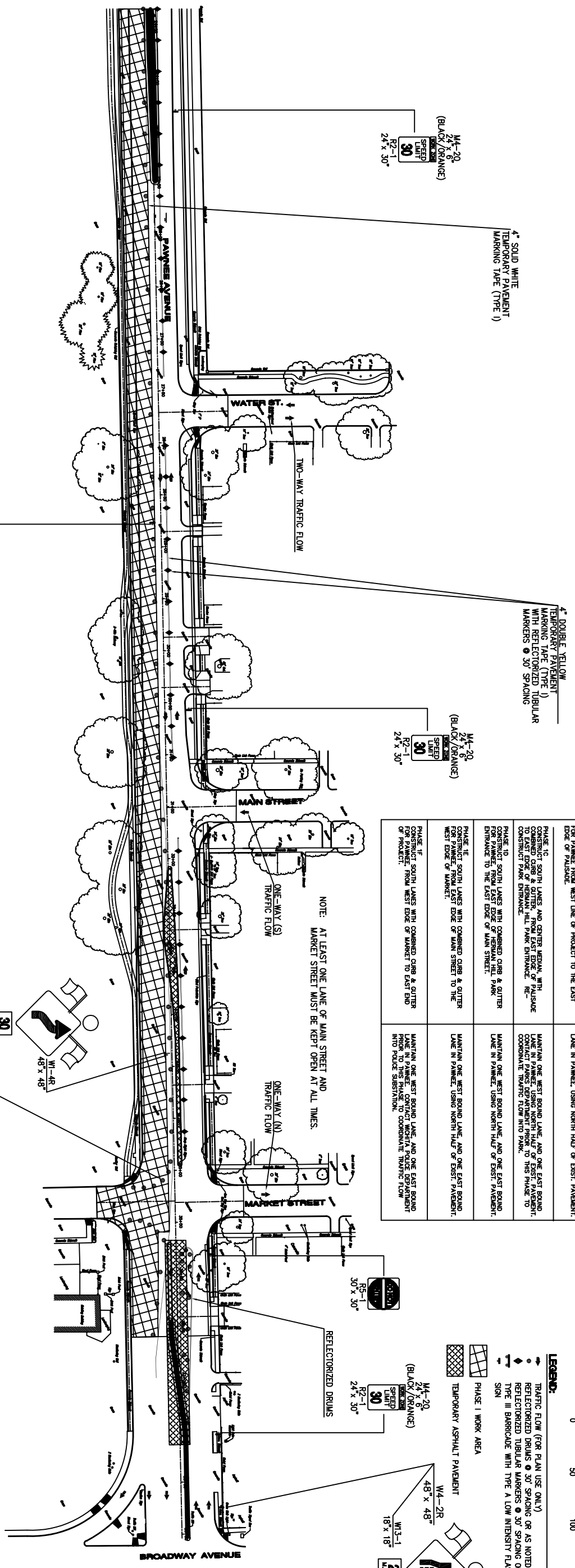


REQUIRED SUB-PHASES OF CONSTRUCTION DURING PHASE I
 PHASE I CONSTRUCTION WILL RESULT IN THE COMPLETION OF THE SOUTH LANE WITH CURB & GUTTER FOR PARKME
 AVENUE. TWO WAY TRAFFIC WILL BE MAINTAINED DURING THE PROJECT. ALL PHASING OF TRAFFIC CONTROL
 SHALL BE APPROVED BY THE FIELD ENGINEER.

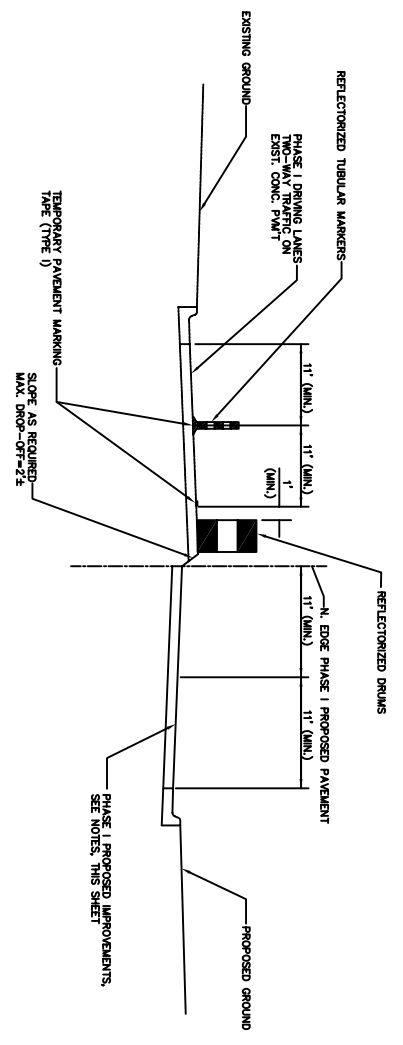
CONSTRUCTION ACTIVITY: TRAFFIC CONTROL REQUIREMENTS:

PHASE I: EXISTING MEDIAN IN PARKME FROM MAIN TO MARKET, AND REPLACE WITH TEMPORARY ASPHALT PAVEMENT. REMOVE EXISTING MEDIAN IN PARKME FROM MARKET TO APPROX. 250' WEST OF MARKET. REBUILD WITH TEMPORARY ASPHALT PAVEMENT.	MAINTAIN ONE WEST BOUND LANE, AND ONE EAST BOUND LANE IN PARKME (UNBUNDLED).
PHASE II: CONSTRUCT SOUTH LANE WITH COMBINED CURB & GUTTER FOR PARKME FROM WEST LINE OF PROJECT TO THE EAST EDGE OF PARKSIDE.	MAINTAIN ONE WEST BOUND LANE, AND ONE EAST BOUND LANE IN PARKME USING NORTH HALF OF EXIST. PAVEMENT.
PHASE III: CONSTRUCT SOUTH LANE AND CENTER MEDIAN WITH COMBINED CURB & GUTTER FROM EAST EDGE OF PARKSIDE TO EAST EDGE OF HERMAN HILL PARK ENTRANCE. RE-CONSTRUCT PARK ENTRANCE.	MAINTAIN ONE WEST BOUND LANE, AND ONE EAST BOUND LANE IN PARKME USING NORTH HALF OF EXIST. PAVEMENT. COORDINATE TRAFFIC FLOW INTO PARK.
PHASE IV: CONSTRUCT SOUTH LANE WITH COMBINED CURB & GUTTER FROM MARKET TO THE EAST EDGE OF MAIN STREET. PARK ENTRANCE TO THE EAST EDGE OF MAIN STREET.	MAINTAIN ONE WEST BOUND LANE, AND ONE EAST BOUND LANE IN PARKME USING NORTH HALF OF EXIST. PAVEMENT.
PHASE V: CONSTRUCT SOUTH LANE WITH COMBINED CURB & GUTTER FROM MARKET TO EAST END OF PROJECT.	MAINTAIN ONE WEST BOUND LANE, AND ONE EAST BOUND LANE IN PARKME. COORDINATE TRAFFIC FLOW INTO POLICE SUBSTATION.



LEGEND:

- TRAFFIC FLOW (FOR PLAN USE ONLY)
- REFLECTORIZED DRUMS @ 30' SPACING OR AS NOTED
- REFLECTORIZED TUBULAR MARKERS @ 30' SPACING OR AS NOTED
- TYPE III BARRICADE WITH TYPE A LOW INTENSITY FLASHERS
- PHASE I WORK AREA
- TEMPORARY ASPHALT PAVEMENT



COUNTY	STATE	PROJECT NUMBER	FISCAL YEAR	SHEET NO.	TOTAL SHEETS
SEDGWICK	KANSAS	87 N-0237-01	2006	51	78

YOUNG & ASSOCIATES, P.A.
 Civil and Environmental Engineers
 100 S. Georgie, Derby, KS 67037
 Tele: (316)788-2552
 Fax: (316)788-4408

TRAFFIC CONTROL PLAN PHASE I
 Paving & Storm Sewer Improvements
 City of Wichita
 Sedgwick County, Kansas

scale: as noted
 drawn by: dds
 checked by: cry
 date: Mar. 2006
 P/N: 04-179
 revisions: