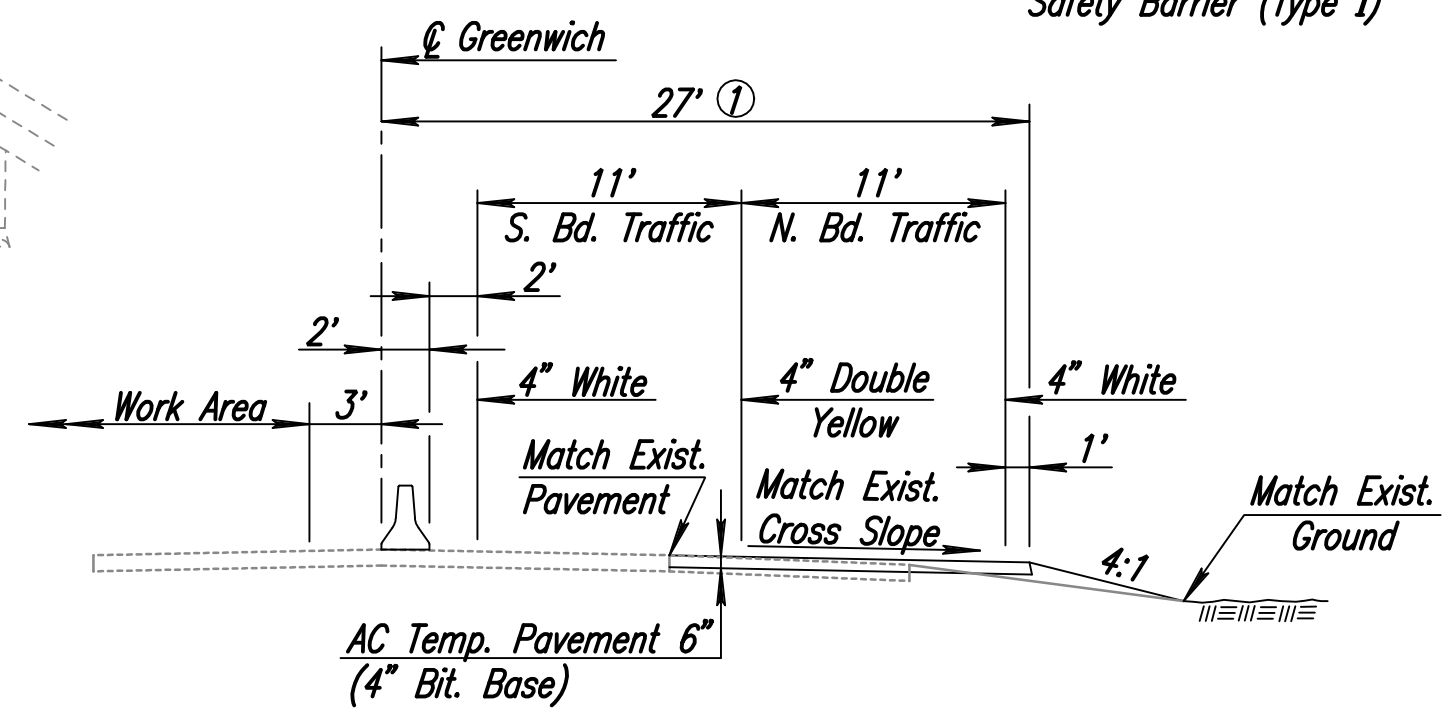
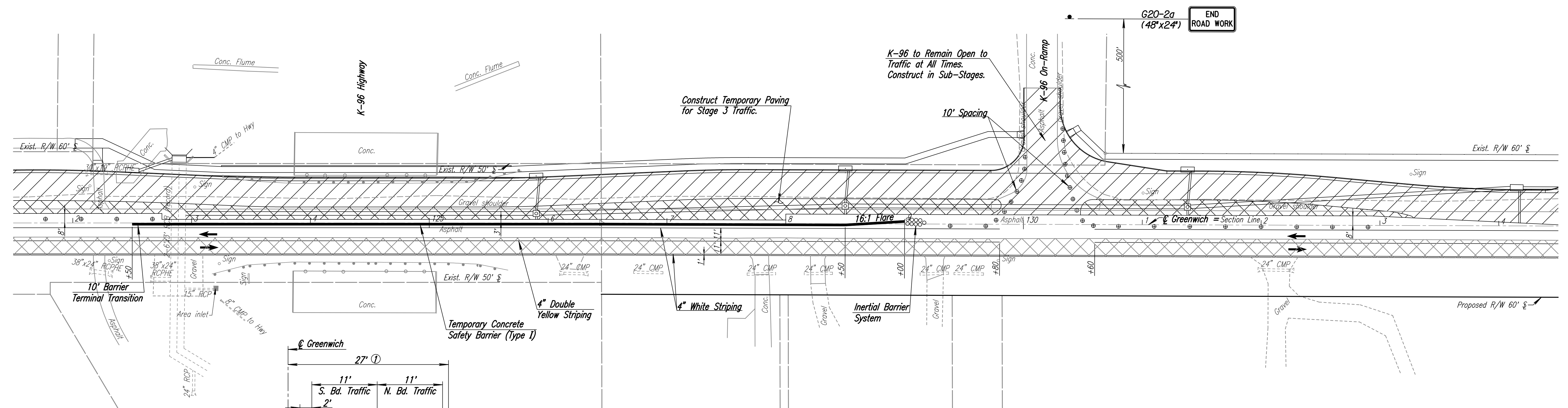
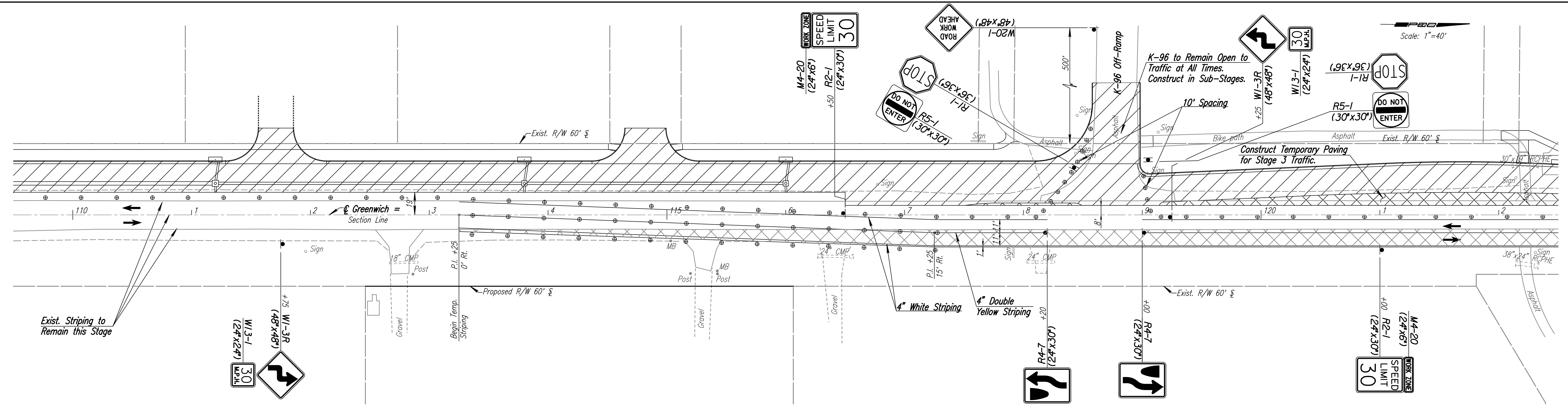



DSNR: RPG OPER: SVR SCALE: 1"=40'  
 1/2004/04219/TRAFFIC CONTROL/STAGE4 110.DGN 10-04-2004 14:44:20 LAST REV: 9-28-2005 BY: svb



Typical Section - Temporary Widening  
 Sta. 113+25 to Sta. 144+00  
 Stage 2 Traffic

① Varies from 14' at Sta. 113+25 to 27' at Sta. 117+25.  
 27' from Sta. 117+25 to Sta. 140+50.  
 Varies from 27' at Sta. 140+50 to 14' at Sta. 144+00.

- LEGEND**
- ⊕ Channelizing Devices at 30' Spacing unless otherwise Noted.
  - Work Area (New Pavement)
  - Temporary Pavement
  - Direction of Traffic
- See Plan Sheets for Utility Locations.



No.	Revision	By	Date
<b>TRAFFIC CONTROL PLAN</b> <b>STAGE 2 GREENWICH RD.</b> <b>STA. 110+00 TO STA. 134+00</b> JAMES L. ARMOUR, P.E. - CITY ENGINEER CITY OF WICHITA PROJECT NO. 472-84004 <b>Professional Engineering Consultants, P.A.</b> 303 S. TOPKA • WICHITA, KANSAS 67202 316-262-2691 • FAX 316-262-3003			
Designed by	RPG	Job No.	04219
Drawn by	SVB	Date	OCTOBER, 2004
			Sht. 153 of 215