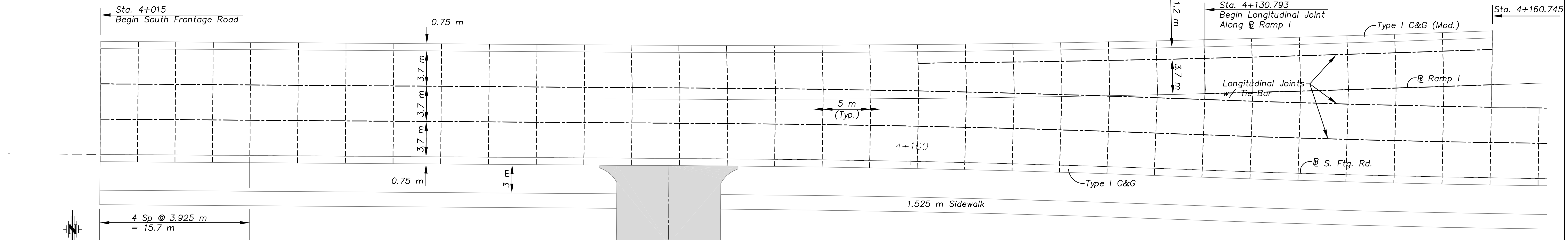


F.H.W.A. REGION NO.	STATE	PROJECT NO.	YEAR	SHEET NO.	TOTAL SHEETS
7	KANSAS	54-87 K-8258-07	2004	14	101

BY	DATE

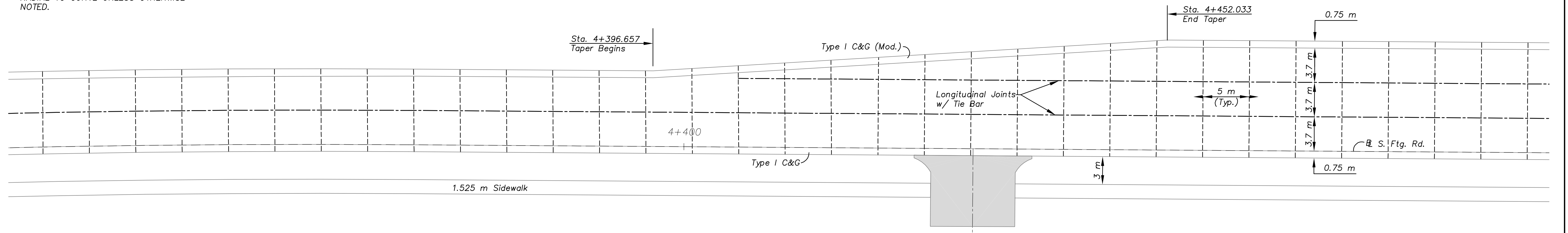
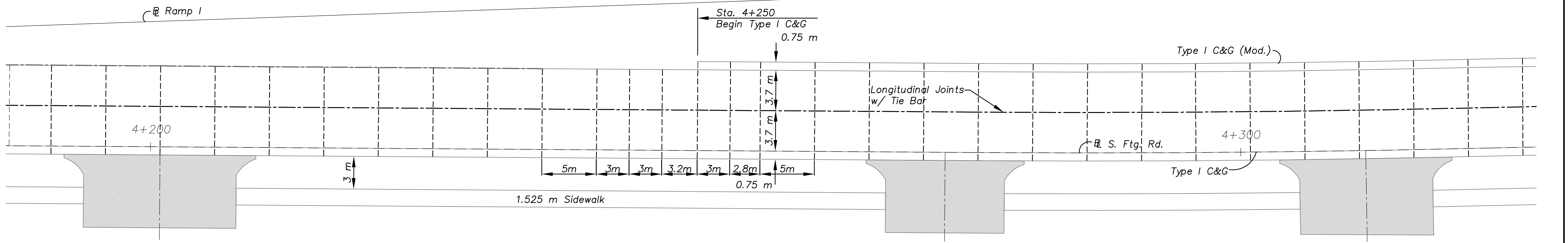
REFERENCE NOTED	REFERENCE CHECKED



SCALE: 1:200

- K.J. Longitudinal Key Joint (No Tie Bar)
- Longitudinal Joint (With Tie Bar)
- Contraction Joint
- Contraction Joints at 5 m Spacing Typical
- Approach Slab
- Solid Interlocking Concrete Paving Units

NOTE:  
 ALL CONTRACTION JOINT SPACING IN CURVES IS MEASURED AT CENTERLINE.  
 CONTRACTION JOINT SPACING IN FRONTAGE ROADS AND RAMPS IS MEASURED AT BASELINE. CONTRACTION JOINTS ARE RADIAL TO CURVE UNLESS OTHERWISE NOTED.



Drawn by: \_\_\_\_\_  
 File: \_\_\_\_\_  
 Plotted: \_\_\_\_\_  
 SCALE



KANSAS DEPARTMENT OF TRANSPORTATION  
 PAVING DETAILS  
 SOUTH FRONTAGE ROAD  
 STA. 4+015 TO STA. 4+485  
 Wichita, Kansas Sedgwick Co.