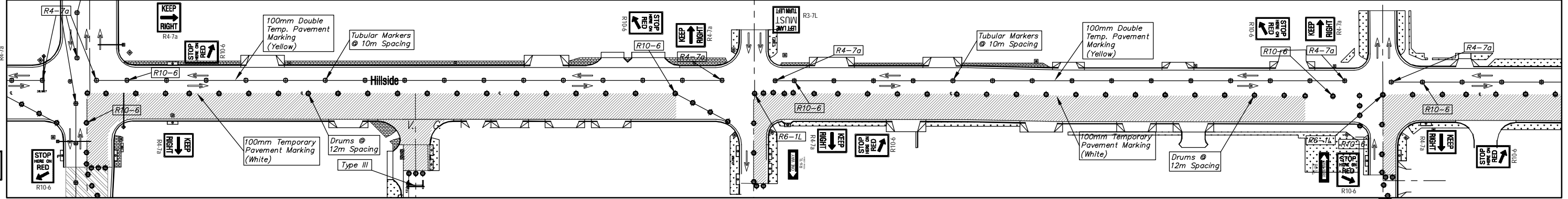


LEGEND

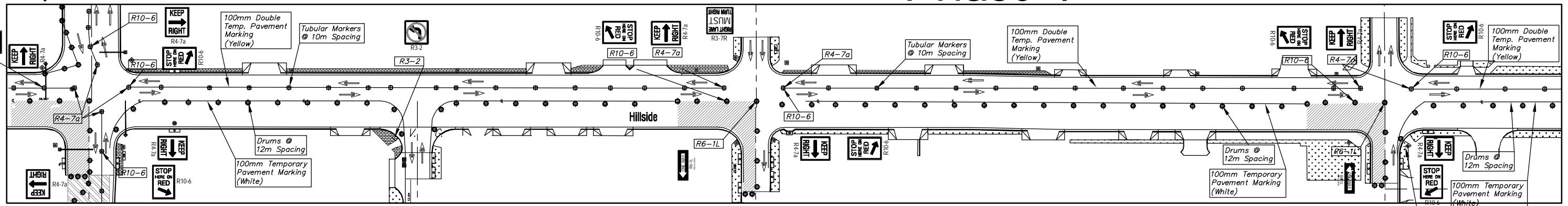
	Work Area
	Drum or Tubular Marker
	Type III Barricade
	Traffic Flow Pattern

Phase 3

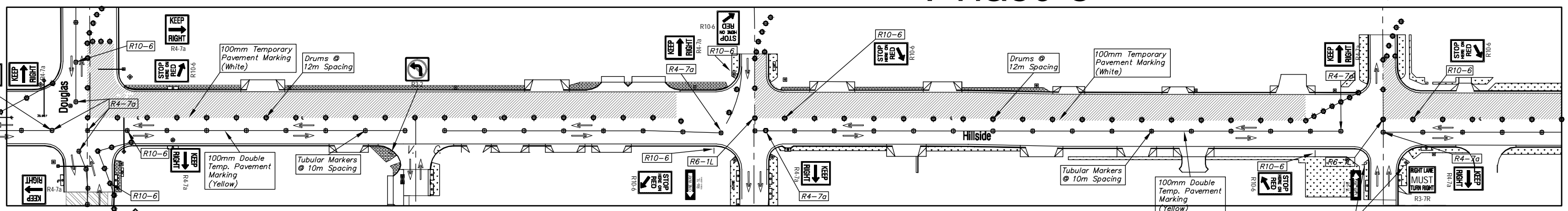
KDOT METRIC	FHWA REGION NO.	STATE	PROJECT NO.	FISCAL YEAR	SHEET NO.	TOTAL SHEETS
	7	KANSAS	87 N-0226-01	2006	83	118



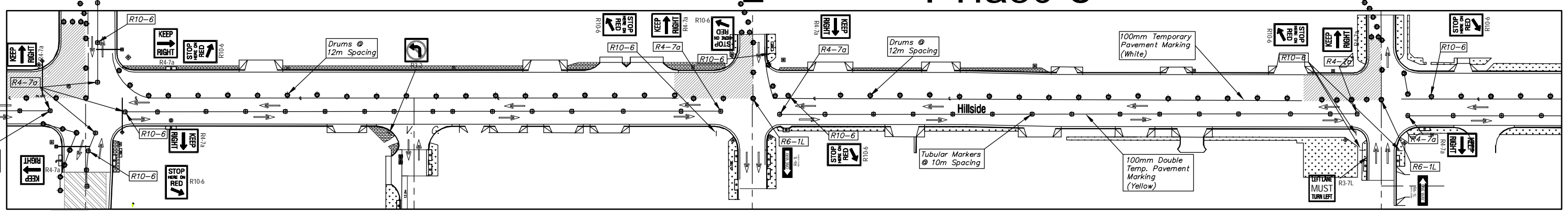
Phase 4



Phase 5



Phase 6



	R4-7a 600mm x 750mm		R10-6 600mm x 900mm		R3-2 600mm x 600mm		R3-7R 760mm x 760mm		R3-7L 760mm x 760mm		
--	------------------------	--	------------------------	--	-----------------------	--	------------------------	--	------------------------	--	--

PROJECT NUMBER 472-83862	SHEET NAME Traffic Con	ENGINEERING DIRECTORY F:\HillsideLand\dwg
DESIGN ATD	DRAWN Sonny	APPROVED JFB
DATE May 2006	SCALE 1:200 S.I.	BAUGHMAN NO 01-03-E947

CAPITAL IMPROVEMENT PROJECT
CONSTRUCTION PHASING

BAUGHMAN COMPANY, P.A.
ENGINEERING, SURVEYING, & PLANNING
316-262-7271 • 315 ELLIS • WICHITA, KANSAS 67211

SHEET 83 OF 118