



**SIGNAGE TO BE RELOCATED**




R1-1  
30"x30"

17 Locations




R2-1  
24"x30"

2 Required



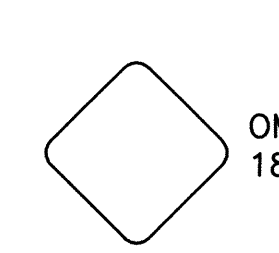
R3-7  
30"x30"

2 Required



R4-7  
24"x30"

2 Required



OM1-3  
18"x18"


12 Required

Note:  
See Sht. No. 98 for  
Street Name Sign Designations

No.	Date	By	Approved	Revision

PAWNEE AVENUE  
119TH TO MAIZE ROAD  
CITY OF WICHITA, KANSAS  
PAVEMENT MARKING & SIGNING

**POE & ASSOCIATES, INC.**  
CONSULTING ENGINEERS  
5840 E. Central, Suite 200 • Wichita, KS 67208-4242  
Phone: 316/685-4114 • FAX: 316/685-4444



**FINAL**

Engineer: P. FERGUSON  
Designer: J. UNRUH  
Pos. Job No.: 1793  
Date: JULY 2005

Sheet  
90 of 162