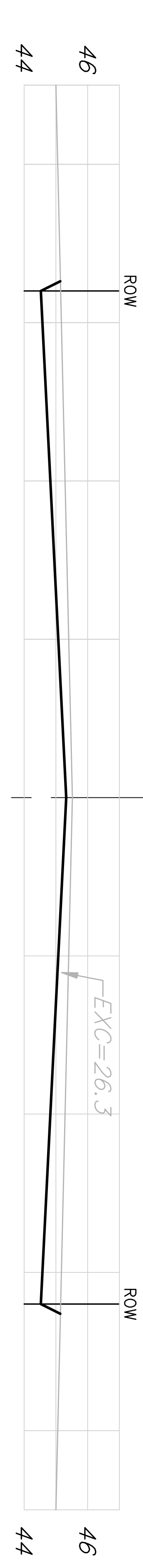
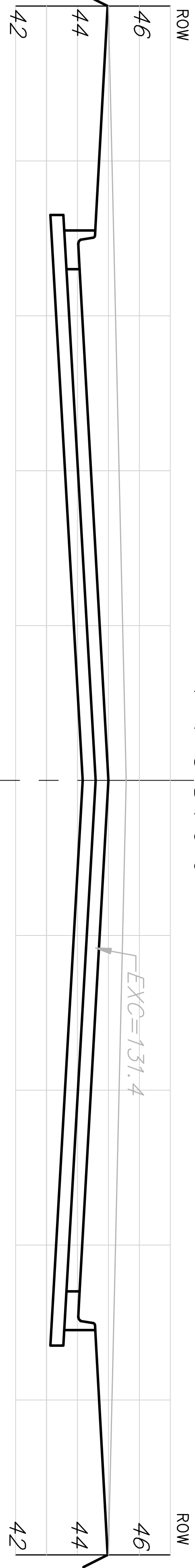


HARDTNER CIRCLE
8+43.66



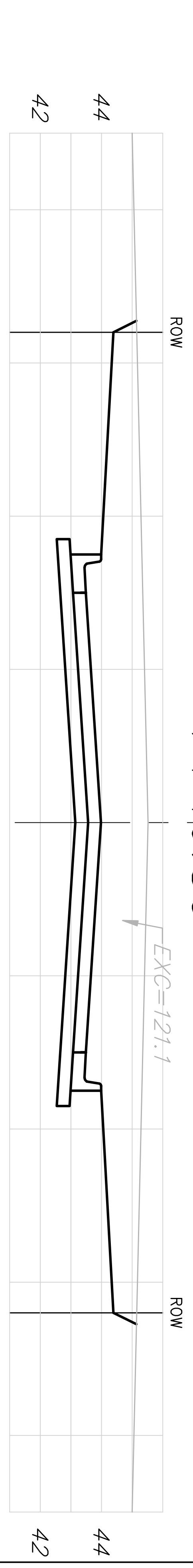
EXC = 146.0
LF = 0.0
CF = 0.0

HARDTNER CIRCLE
7+93.66



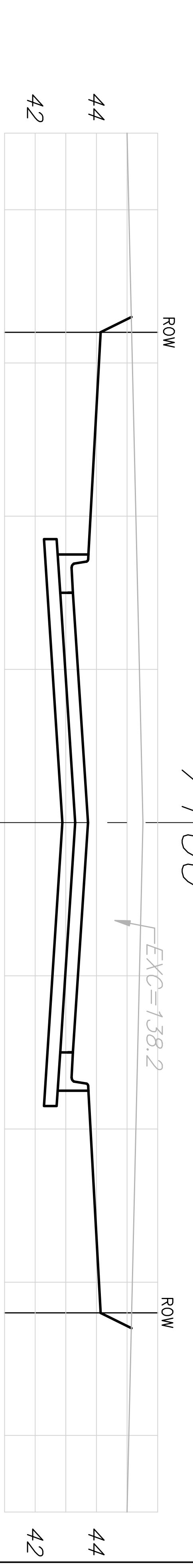
EXC = 219.1
LF = 0.0
CF = 0.0

HARDTNER CIRCLE
7+46.80



EXC = 224.7
LF = 0.0
CF = 0.0

HARDTNER CIRCLE
7+00




EXC = 111.7
LF = 0.0
CF = 0.0

HARDTNER CIRCLE
6+78.78



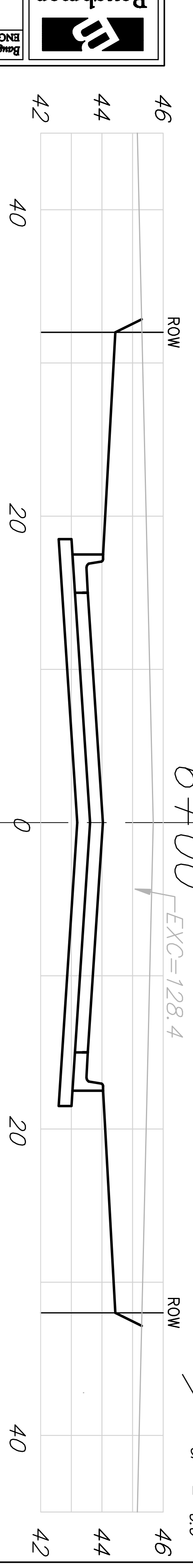
EXC = 150.1
LF = 0.0
CF = 0.0

HARDTNER CIRCLE
6+50



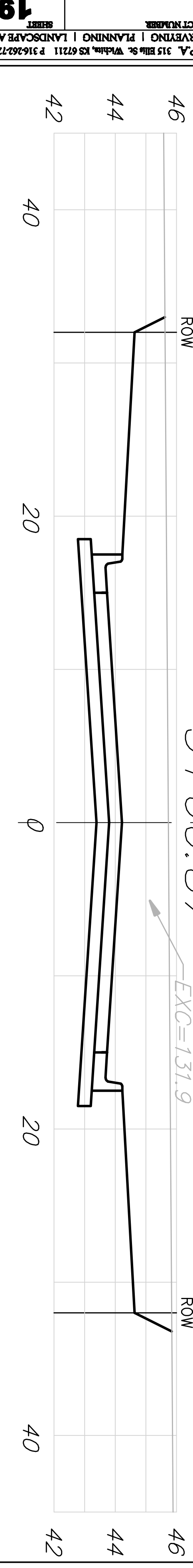
EXC = 244.4
LF = 0.0
CF = 0.0

HARDTNER CIRCLE
6+00



EXC = 188.6
LF = 0.0
CF = 0.0

HARDTNER CIRCLE
5+60.87



SHEET TOTAL:
EXCAVATION = 1284.6 C.Y.
LOOSE FILL = 0.0 C.Y.
COMPACTED FILL = 0.0 C.Y.



Baughman

Baughman Company, P.A. 315 Ellis St. Wichita, KS 67211 P 316-262-7271 F 316-262-0196
ENGINEERING | SURVEYING | PLANNING | LANDSCAPE ARCHITECTURE
PROJECT NUMBER
19 OF 21
0805R121