Scale: 1" = 20'

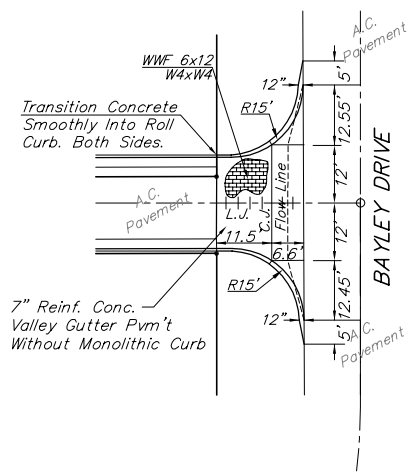

NOTE: 6" X 12" W4XW4 Wire Fabric Reinforcing Shall Be Placed So That The Wires With The 6" Spacing Will Run Parallel With The Longitudinal Joints.

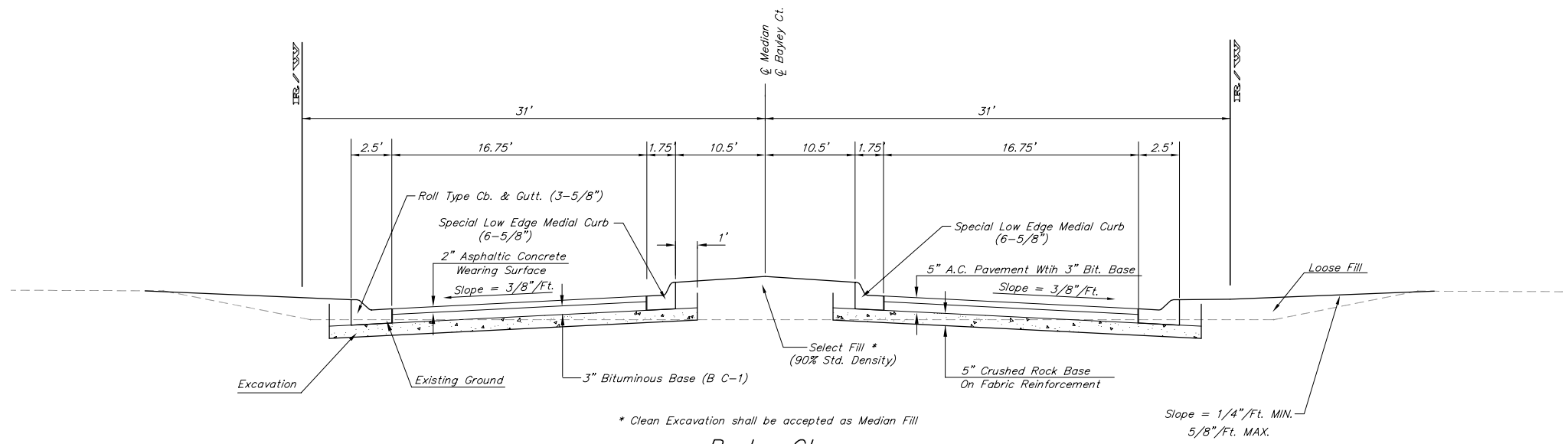

* Clean Excavation shall be accepted as Median Fill

Bayley Ct.

MEDIAN TYPICAL SECTION

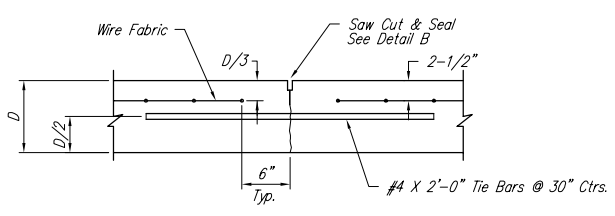

LONGITUDINAL JOINT DETAIL (L.J.)

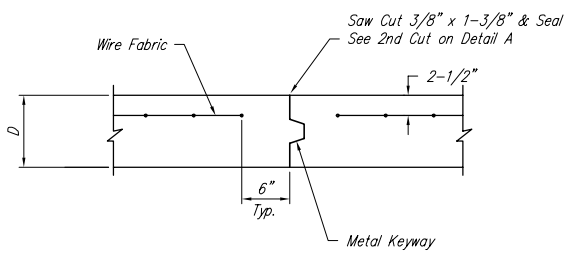

OPTIONAL CONTRACTION JOINT
(CONSTRUCTION JOINT)

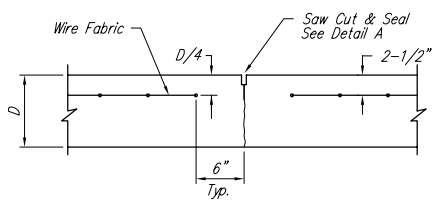

CONTRACTION JOINT DETAIL (C.J.)

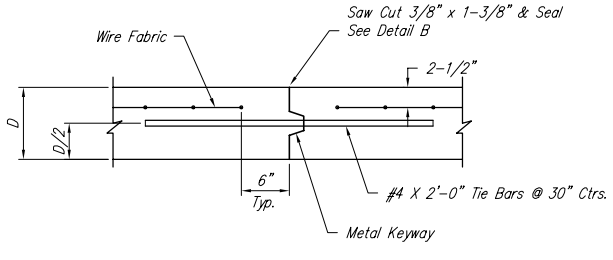

OPTIONAL LONGITUDINAL JOINT DETAIL (L.J.)
(CONSTRUCTION JOINT)

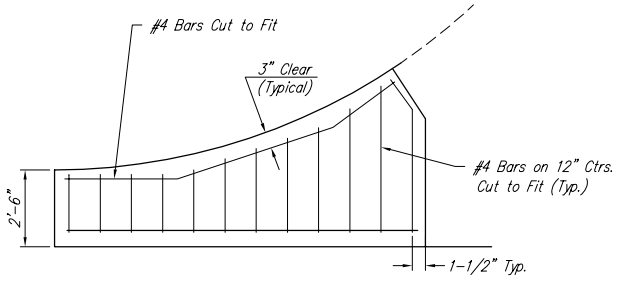

WING REINFORCING DETAIL

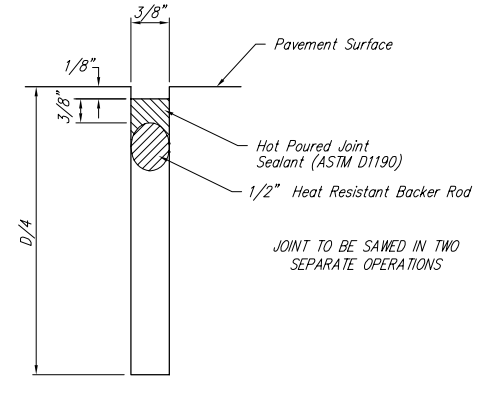

SAW JOINT DETAIL "B"

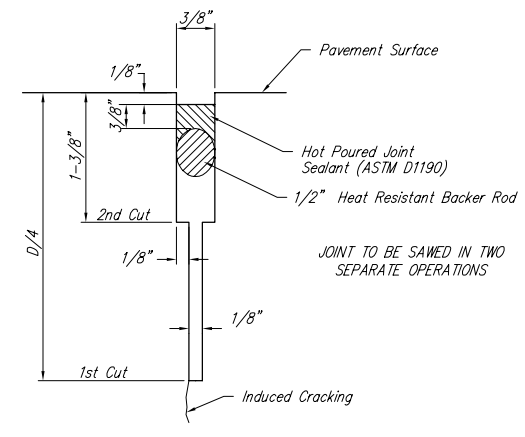

SAW JOINT DETAIL "A"

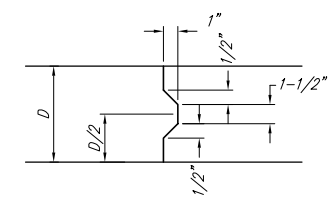

KEYWAY DETAIL

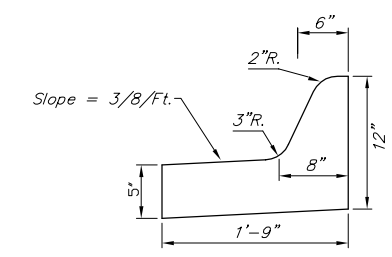

Medial Curb Detail
(Low Edge)

Not to Scale

Note: To be paid as Medial Curb & Gutter (6 5/8")

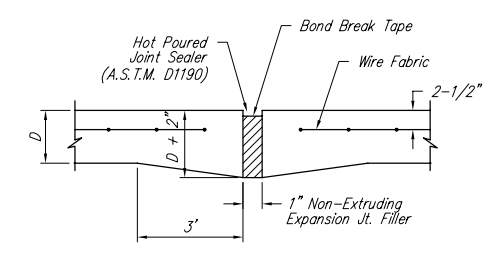

EXPANSION JOINT

NOTE: Extra Thickness to be Subsidiary to Price of Square Yards Pavement

Median and V.G. Detail

BAUGHMAN COMPANY P.A.
ENGINEERING, SURVEYING, & PLANNING
316-262-7271 • 315 ELLIS • WICHITA, KANSAS 67211

PROJECT NUMBER					SHEET
472-83542					4 OF 11
DESIGN STAFF	DRAWN STAFF	APPROVED	DATE 7/03	SCALE NONE	

03-07-E625
\VGDETAIL