

Water Rural Water district #5
P.O. Box 56
Benton, KS 67017
(316) 778-1631

City of Wichita Water & Sewer Dept
8th Floor - City Hall
455 N. Main
Wichita, KS 67202
(316) 262-6000

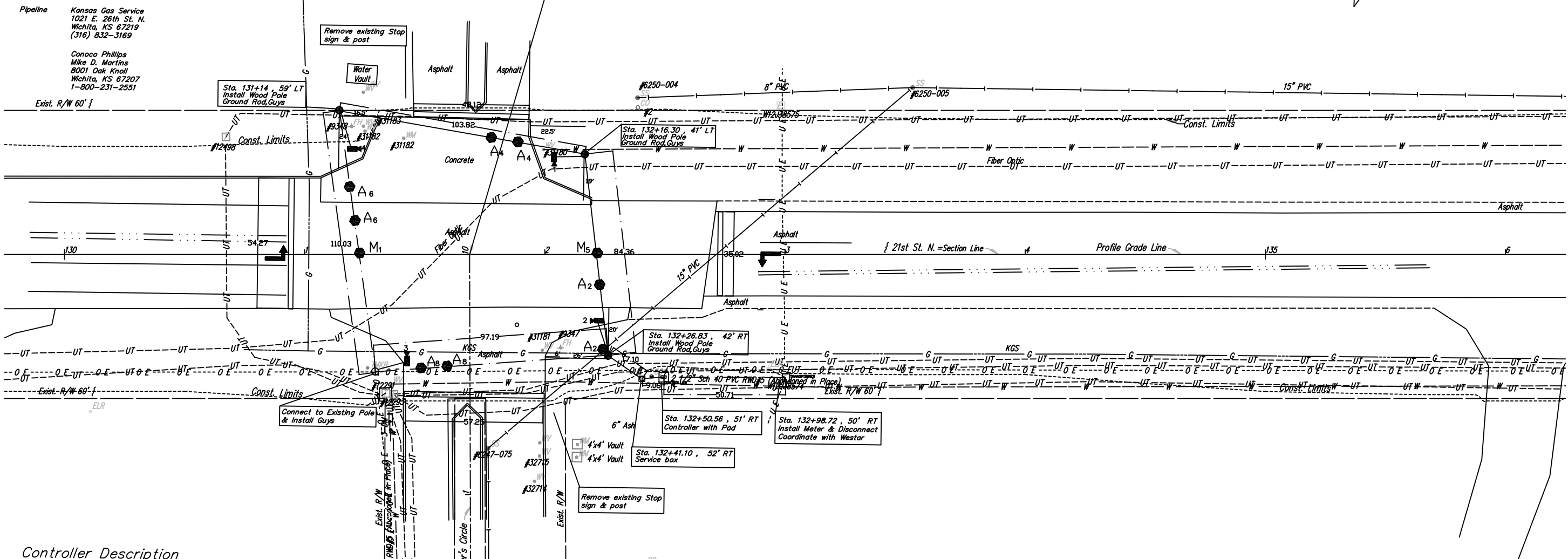
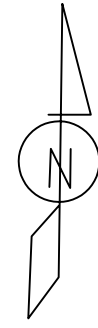
Power Westar Energy
P.O. Box 208
Wichita, KS 67201
(316) 383-8600

Telephone SBC
(Southwestern Bell Telephone Co.)
Wichita Central Unit
154 N. Broadway, Rm. 210
Wichita, KS 67202
1-800-870-8390

Pipeline Kansas Gas Service
1021 E. 26th St. N.
Wichita, KS 67219
(316) 832-3169

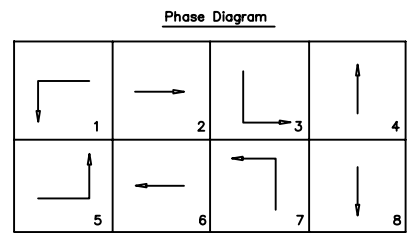
Conoco Phillips
Mike D. Martins
8001 Oak Knoll
Wichita, KS 67207
1-800-231-2551

DETECTOR SUMMARY							
CAMERA NO.	DETECTION ZONE	MODE	SIZE (LxW)	PHASE CALLED	PHASE EXTENDED	DELAY / STRETCH TIMER	INITIAL SETTING (SEC)
1	D4-1	PRESENCE	60x6	4	4	-	-
2	D2-1	PULSE	6x6	2	2	s	1
2	D2-2	PULSE	6x6	2	2	s	1
2	D2-3	PRESENCE	60x6	2	5	-	-
3	D8-1	PRESENCE	60x6	8	8	-	-
4	D6-1	PULSE	6x6	6	6	s	1
4	D6-2	PULSE	6x6	6	6	s	1
4	D6-3	PRESENCE	60x6	6	1	-	-



Controller Description

The Traffic Signal Controller shall comply with the requirements defined in the Specifications for a Type 170E Controller with 412b2 prom module and a 400 modem. It shall be furnished and installed with a Model 332 cabinet, 3-type 242 isolator units, 6 switch packs, 2-type 204 flashers, 4 flash transfer relays, and a Model 210P conflict monitor MS or ECL. The Controller shall also be furnished with W41KS Version 58.



21st & FOUNDERS CIRCLE								
	PHASE							
	1	2	3	4	5	6	7	8
MAX. 1	30	80	-	40	30	80	-	40
MAX. 2/HFDW	30	80	-	40	30	80	-	40
WALK	-	-	-	-	-	-	-	-
FLASH DW	-	-	-	-	-	-	-	-
MAX. INITIAL	6	8.0	-	8.0	6	8.0	-	8.0
MIN. GREEN	5	25.0	-	10.0	5	25.0	-	10.0
T B R	1	-	-	25	1	-	-	25
T T R	1	-	-	15	1	-	-	15
OBSERVE GAP	-	-	-	-	-	-	-	-
PASSAGE	1	1.0	-	1.0	1	1.0	-	1.0
MIN. GAP	1	1.0	-	1.0	1	1.0	-	1.0
ADDED ACTUATION	1	2.0	-	2.0	1	2.0	-	2.0
YELLOW	3	4.0	-	4.0	3	4.0	-	4.0
RED CLEAR	1	2.0	-	2.0	1	2.0	-	2.0
RED REVERT	-	-	-	-	-	-	-	-
WALK 2	-	-	-	-	-	-	-	-

FUNCTION TABLE								
	PHASE							
	1	2	3	4	5	6	7	8
VEHICLE RECALL		X				X		
PED RECALL								
RED LOCK								
YELLOW LOCK				X				X
PERMIT	X	X		X	X	X		X
PED PHASES								
LEAD PHASES	X		X		X		X	
DOUBLE ENTRY				X				X
SEQUENTIAL TIMING								
START-UP YELLOW				X				X
OVERLAP A								
OVERLAP B								
OVERLAP C								
OVERLAP D								
EXCLUSIVE								
SIMULTANEOUS GAP								

SCALE : 1" = 20'

Founders Circle & 21st

CITY OF WICHITA
PUBLIC WORKS
ENGINEERING

TRAFFIC SIGNAL IMPROVEMENTS

CITY ENGINEER
JAMES L. ARMOUR, P.E., L.S.

PROJECT NUMBER: 472-84402 OCA NUMBER: 708911 March 2006

CITY ENGINEER'S OFFICE
CITY HALL - SEVENTH FLOOR
455 NORTH MAIN STREET
WICHITA, KANSAS 67202-1820
(316) 268-4501
(316) 268-4114 FAX

DESIGN: [Signature] DRAWN: [Signature] SHEET: 2 OF 5