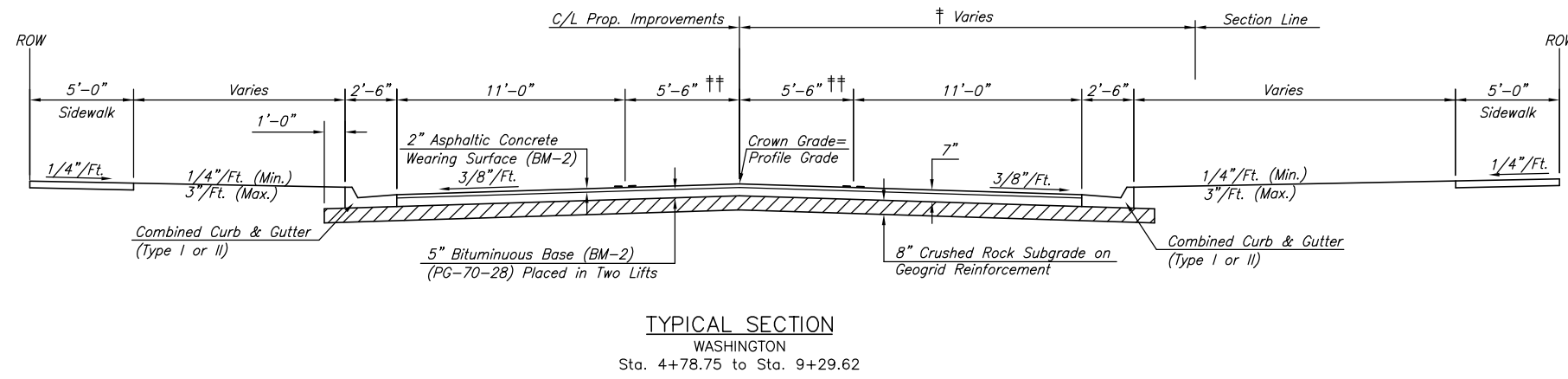


STATE	PROJECT NO.	YEAR	SHEET NO.	SHEETS
KANSAS	87 N-0235-01	2006	4	120

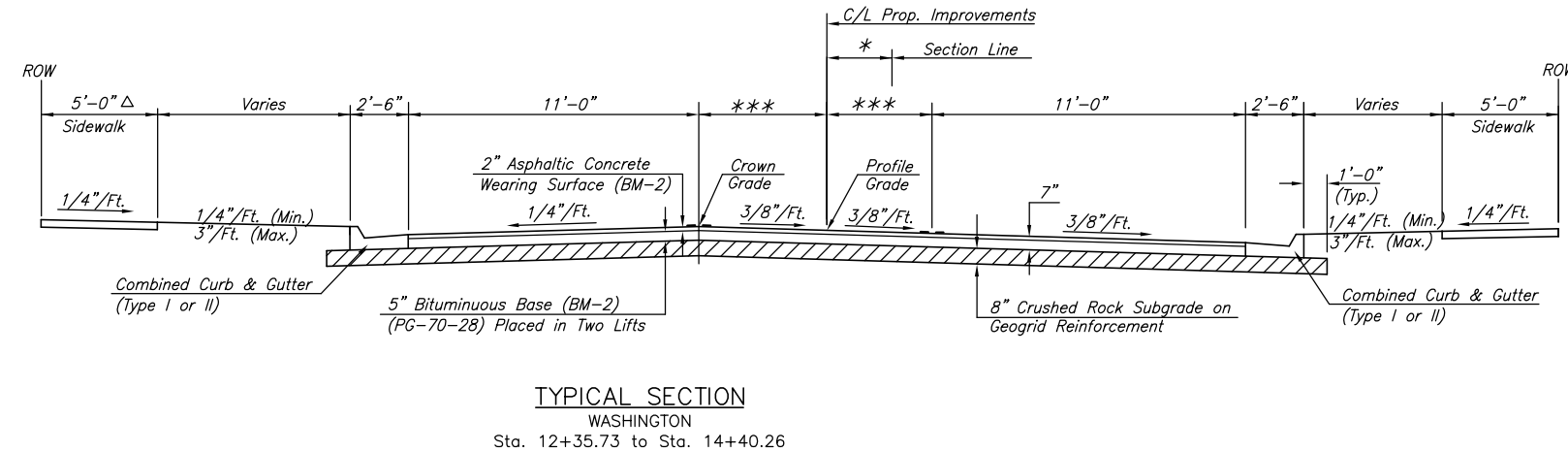
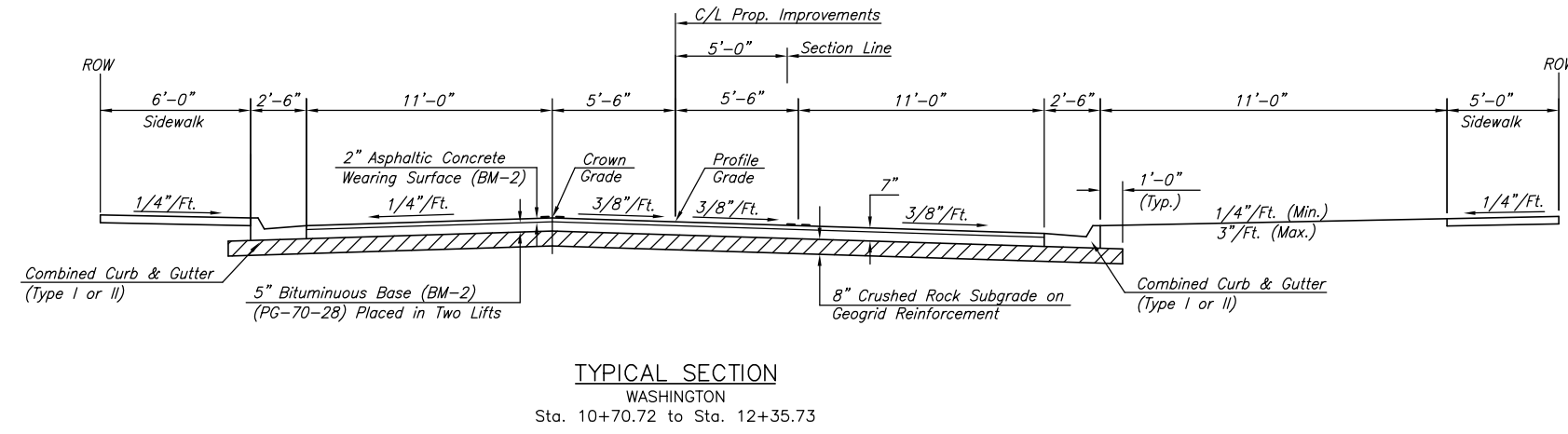


Note:
See sheet 25 for curb & gutter details.

† 20'-3 3/4" from Sta. 4+78.75 to Sta. 4+94.32
Varies from 20'-3 3/4" at Sta. 4+94.32 to 19'-3 5/8" at Sta. 5+30.52

‡ Varies from 19'-3 5/8" at Sta. 5+30.52 to 6'-0" at Sta. 7+69.31
Varies from 6'-0" at Sta. 7+69.31 to 5'-0" at Sta. 8+09.50
5'-0" from Sta. 8+09.50 to 4.79 at Sta. 10+08.46

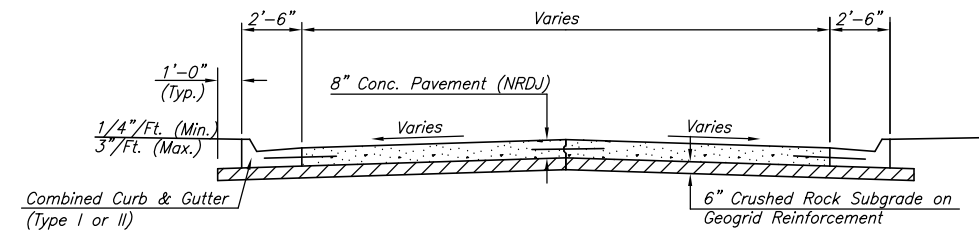
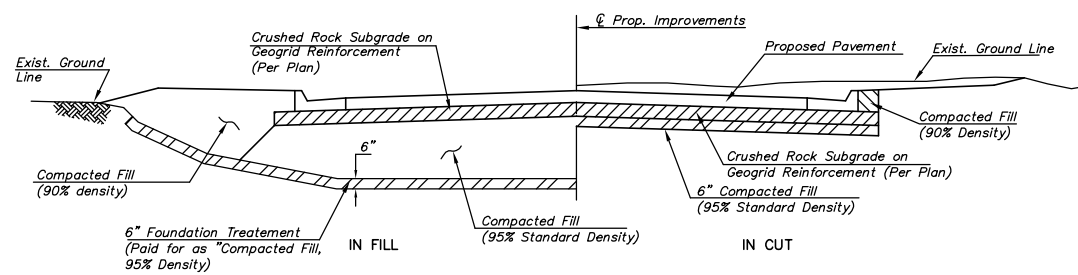
§ 1'-11 3/4" width from Sta. 4+78.75 to Sta. 4+94.32
Width varies from 1'-11 3/4" at Sta. 4+94.32 to 5'-6" at Sta. 7+78.53



* Varies from 5'-0" at Sta. 12+35.73, Rt. to 0'-0" at Sta. 14+32.33, Rt.
Varies from 0'-0" at Sta. 14+32.33, Lt. to 0'-2 3/8" at Sta. 14+40.26, Lt.

*** Width varies from 5'-6" at Sta. 12+35.73 to 7'-0" at Sta. 14+40.26

△ 6'-0" Sidewalk from Sta. 12+35.73 to Sta. 13+20.63



J:\Civil\04222\dwg\title\04222tp2.dwg 2/25/2005 10:38:29 AM CS

KANSAS DEPARTMENT OF TRANSPORTATION

PAWNEE IMPROVEMENTS
TYPICAL SECTIONS

PROJECT NO. 87 N-0235-01 SEDGWICK CO.

M K E C ENGINEERING CONSULTANTS, INC.
WICHITA, KANSAS

DESIGNED BY: JRA	CHECKED BY: JRA
DRAWN BY: WNJ	DATE: JULY 2004 SHEET 4 OF 120