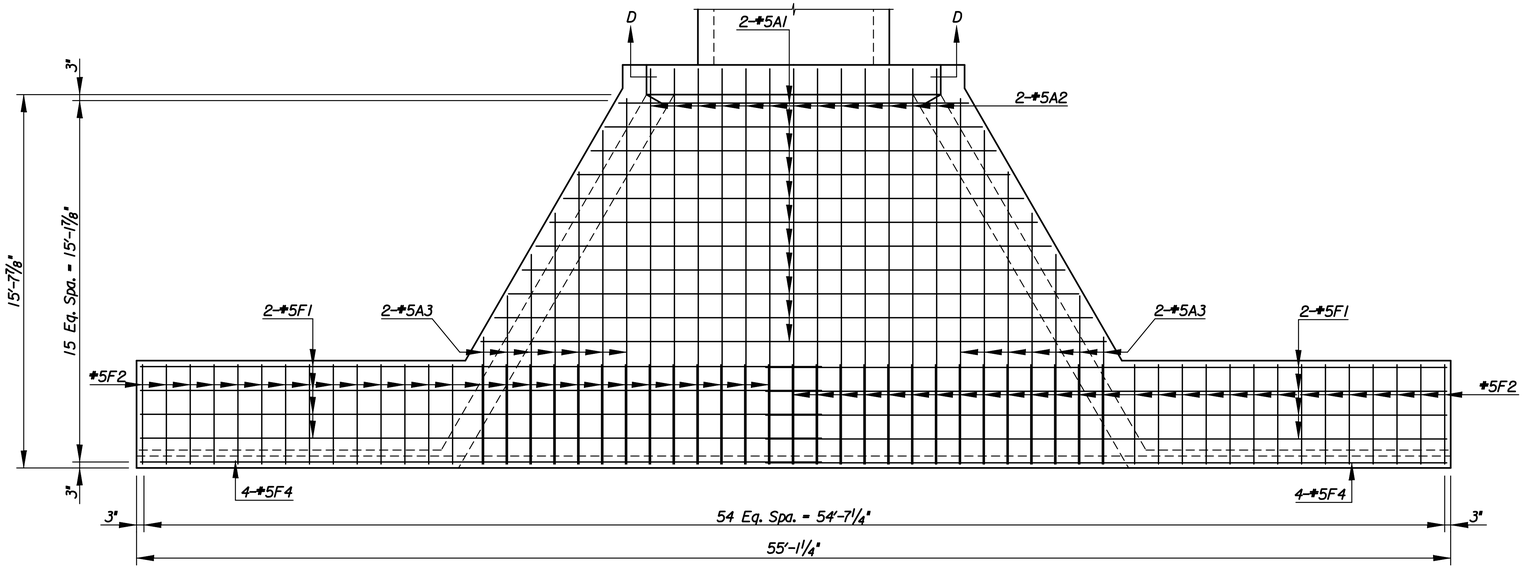

FOOTING PLAN

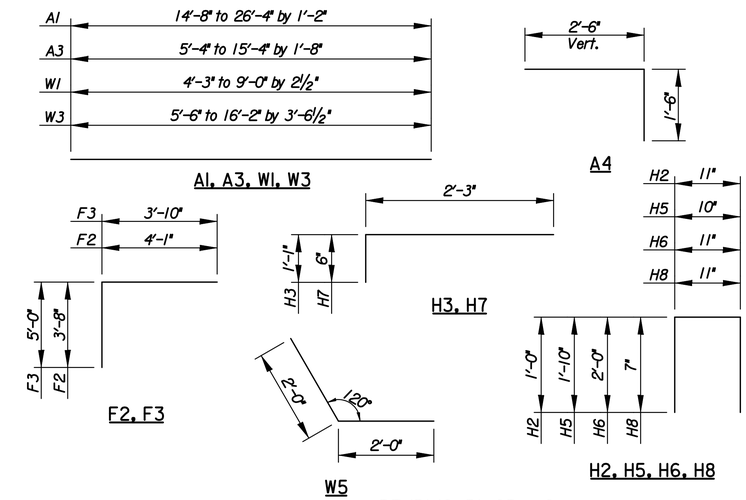

BENDING DIAGRAMS

BILL OF MATERIALS							
REINFORCING STEEL							
STRAIGHT BARS				BENT BARS			
Mark	No.	Size	Length	Mark	No.	Size	Length
A1	22	#5	*Varies	A4	96	#5	4'-0"
A2	26	#5	16'-7"				
A3	28	#5	*Varies	F2	55	#5	7'-9"
A5	8	#6	19'-1"	F3	28	#5	8'-10"
D1	60	#5	2'-10"	H2	14	#5	2'-11"
				H3	10	#5	3'-4"
F1	16	#5	28'-6"	H5	16	#5	4'-6"
F4	8	#5	28'-6"	H6	6	#5	4'-11"
				H7	10	#5	2'-9"
H1	4	#6	12'-0"	H8	8	#5	2'-1"
H4	12	#6	9'-3"				
H9	4	#6	14'-0"	W5	10	#6	4'-0"
W1	96	#5	*Varies				
W2	4	#5	19'-3"				
W3	16	#5	*Varies				
W4	20	#5	18'-9"				
W6	10	#5	13'-2"				
				* See Bending Diagram			

** SUMMARY OF QUANTITIES		
Item	Quantity	Unit
Concrete	46.6	C.Y.
Reinforcing Steel	5593	Lbs.
Drilling and Grouting	60	Each

** For Information Only

NOTE: The Headwall shall be included in the Lump Sum bid item "Headwall, RC (w/ Energy Dissapators)" which shall include all reinforcing steel, concrete, foundation stabilization and any other incidentals required for construction.
The Single 8'x8' RCB shall also be included in the bid item "Headwall, RC (w/ Energy Dissapators)".
Quantities are shown for information only.

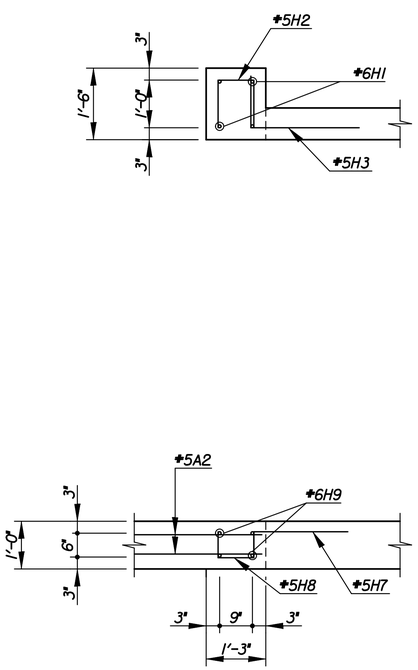

SECTION E-E

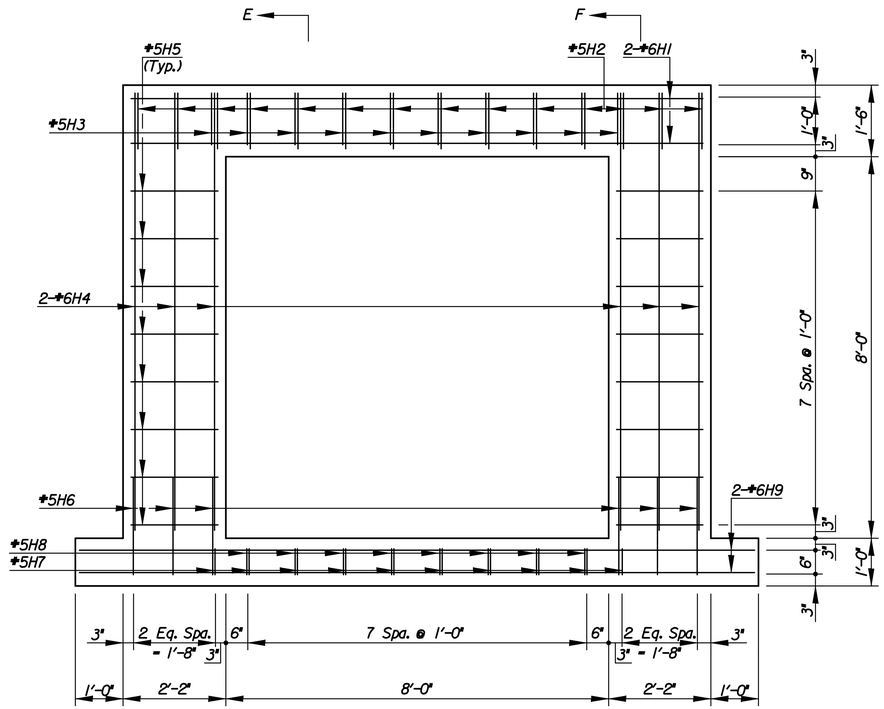

SECTION D-D

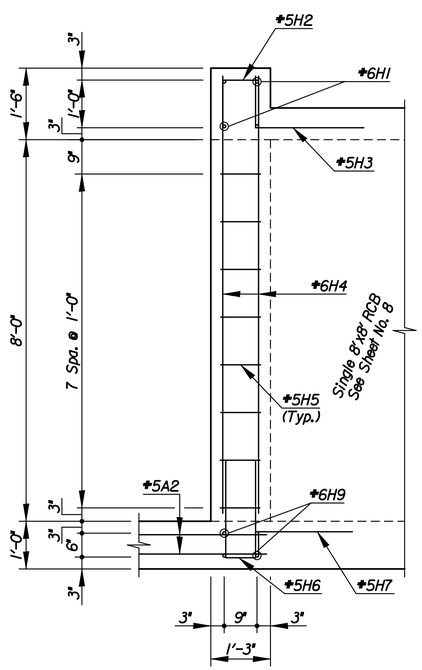

SECTION F-F

No.	Revision	By	Date

HEARTLAND PREPAREDNESS CENTER
SINGLE 8' X 8' REINFORCED CONCRETE BOX

HEADWALL DETAILS (2 of 2)

JAMES L. ARMOUR, P.E.- CITY ENGINEER
CITY OF WICHITA PROJ. NO. 472-84890

Professional Engineering Consultants, P.A.
303 S. TOPEKA • WICHITA, KANSAS 67202
316-262-2691 • FAX 316-262-3003

Designed by RAS	Job No. 35-09307	Sheet 10 of 29	
Drawn by CWPJ	Date December 2009		

Plotted By : rjm Plotted : 6/30/2010
File : i:\2009\09307\09307-000-8x8 RCB Details_2.dgn