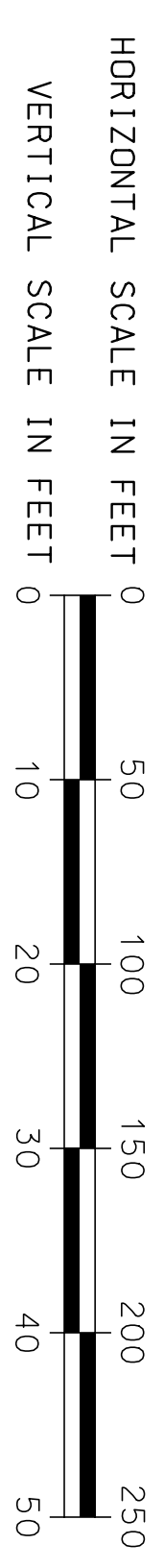
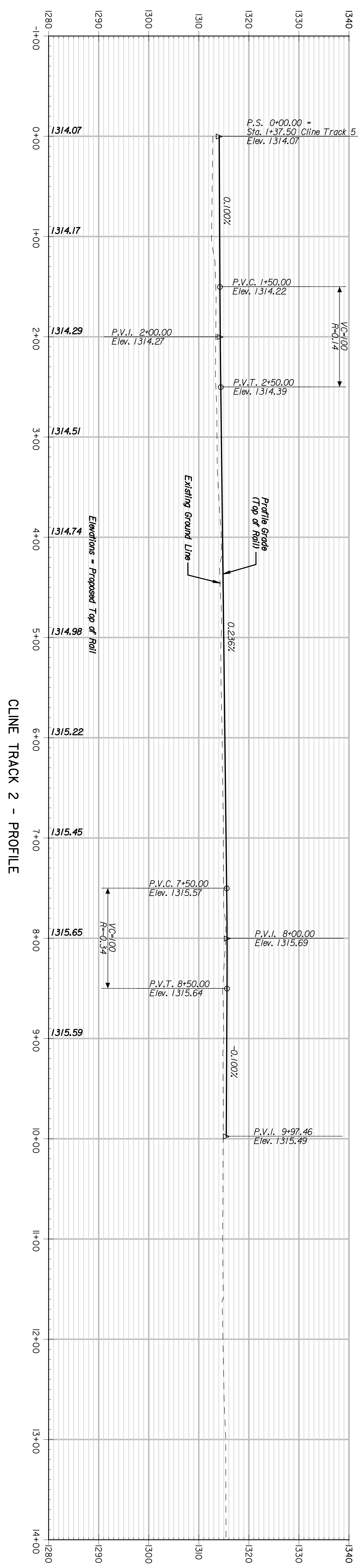
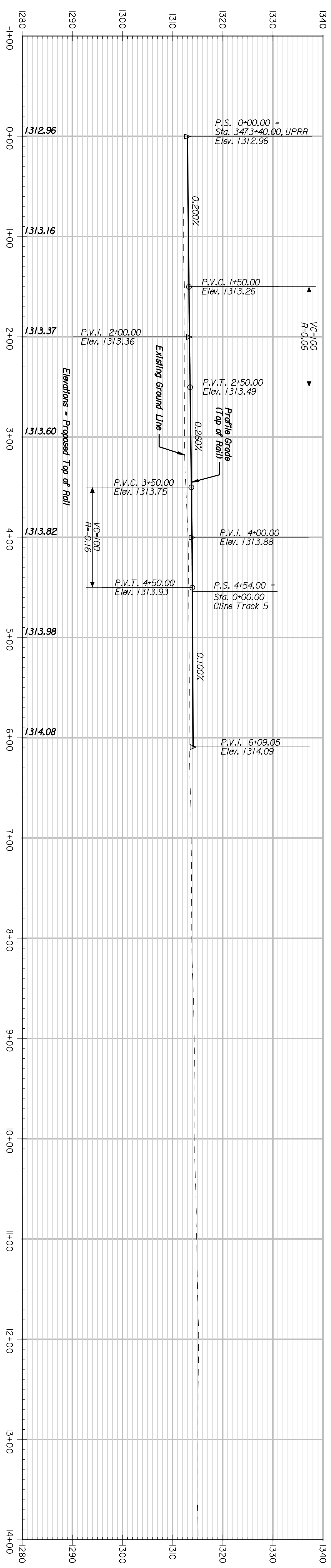


BY	DATE

CNTB
 ARCHITECTS ENGINEERS PLANNERS

This sheet designed by:



NO.	DATE	REVISIONS	BY	APP'D.
3				
2				
1				

CITY OF WICHITA
WICHITA CENTRAL CORRIDOR
PHASE 1 - TRACK WORK
PROFILE
CLINE YARD EXTENSION

SHEET NO.	OF	SCALE	DESIGNED	DATE	APP'D.	QUANTITIES	TRACED
DESIGN CR.	NSB	DETAILED	NSB	REP	NSB	NSB	NSB

STATE	PROJECT NO.	YEAR	SHEET NO.	TOTAL SHEETS
KANSAS	472-84071	2005	RI.37	