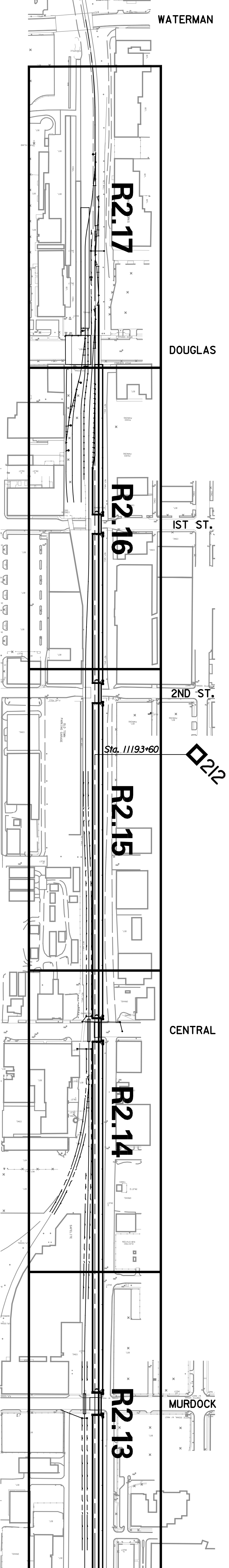
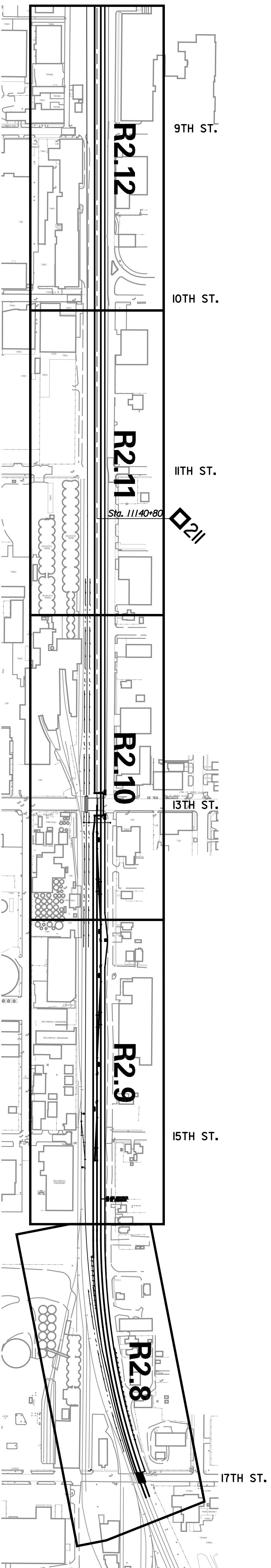
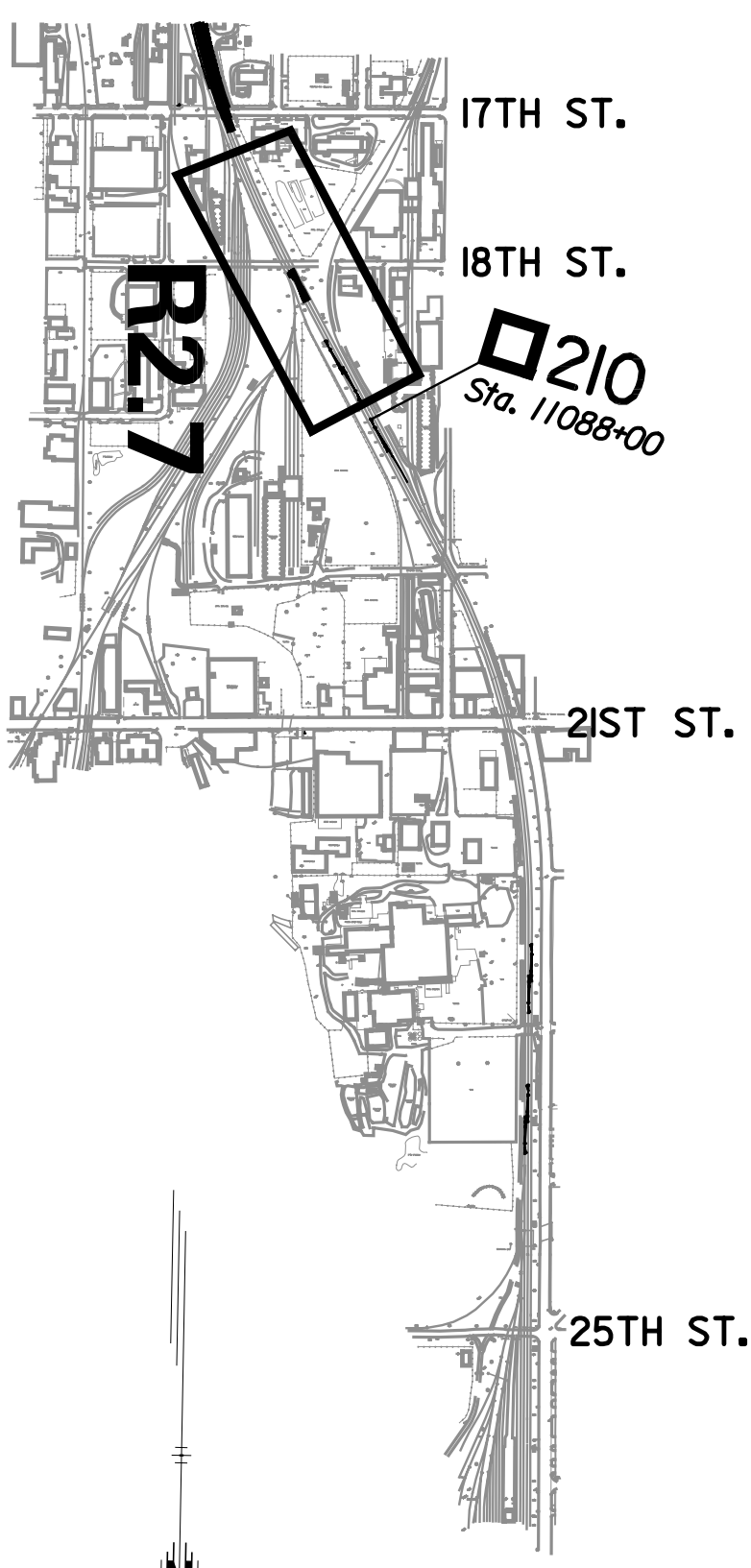


|  |    |      |
|--|----|------|
|  | BY | DATE |
|  |    |      |
|  |    |      |

# CITY OF WICHITA

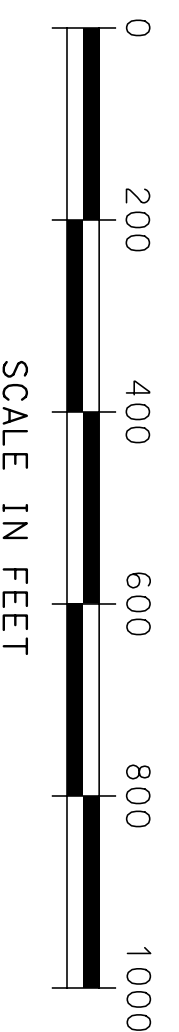
## CENTRAL CORRIDOR RAILROAD GRADE SEPARATION CONSTRUCTION SEQUENCING PHASE 2



This sheet designed by:



ARCHITECTS ENGINEERS PLANNERS



|  |      |              |        |            |            |  |  |
|--|------|--------------|--------|------------|------------|--|--|
| 3  |      |              |        |            |            |  |  |
| 2  |      |              |        |            |            |  |  |
| 1  |      |              |        |            |            |  |  |
| NO.  | DATE | REVISIONS    | BY     | APP'D.     |            |  |  |
| <b>CITY OF WICHITA</b><br><b>WICHITA CENTRAL CORRIDOR</b><br><b>RAILROAD</b><br><b>SHEET LAYOUT PLAN</b><br><b>PHASE 2</b> |      |              |        |            |            |  |  |
| SHEET NO.  | OF   | SCALE        | APP'D. | QUANTITIES | TRACED     |  |  |
| DESIGNED   | REP. | DETAILED     | JDS    | QUANTITIES | TRACED     |  |  |
| DESIGN CR.   | NSB  | DETAILED CR. | REP.   | QUANTITIES | TRACED CR. |  |  |

|        |             |      |           |              |
|--------|-------------|------|-----------|--------------|
| STATE  | PROJECT NO. | YEAR | SHEET NO. | TOTAL SHEETS |
| KANSAS | 472-84071   | 2005 | R21       |              |