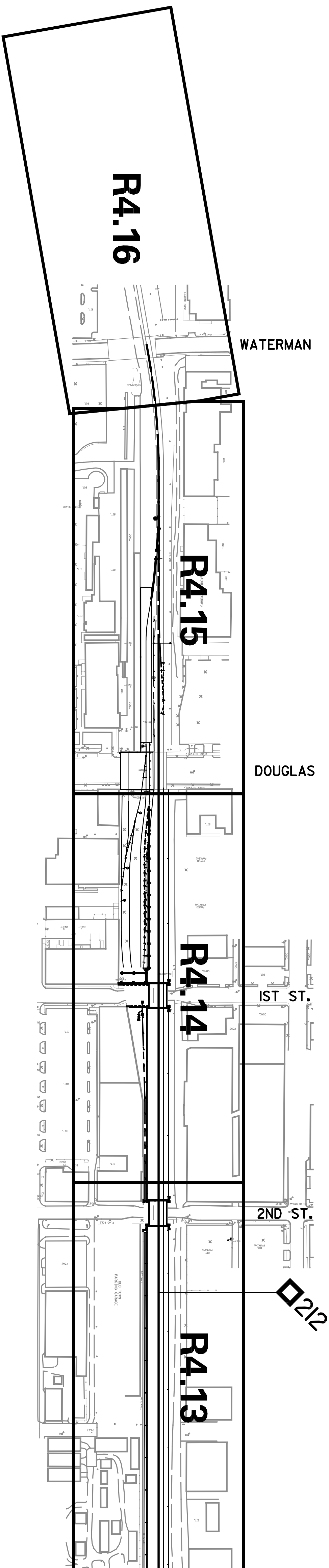
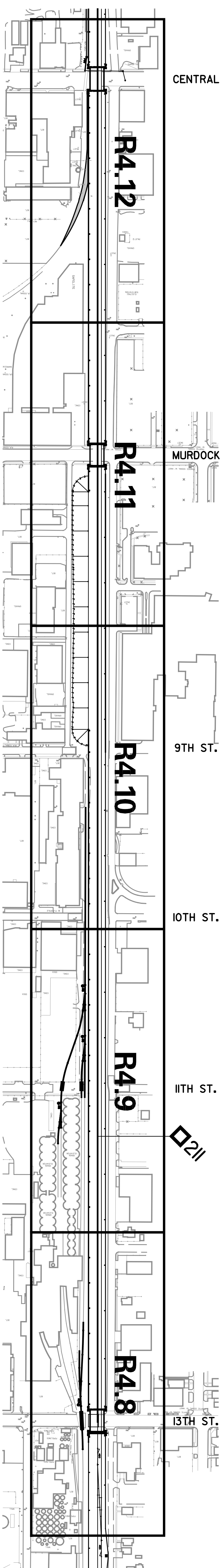


	BY	DATE

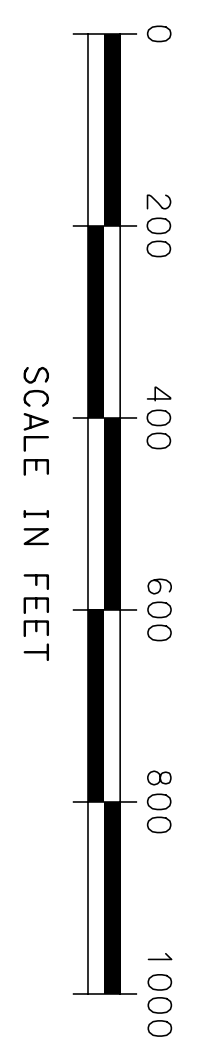
# CITY OF WICHITA

## CENTRAL CORRIDOR RAILROAD GRADE SEPARATION CONSTRUCTION SEQUENCING PHASE 4

STATE	PROJECT NO.	YEAR	SHEET NO.	TOTAL SHEETS
KANSAS	472-84071	2005	R41	



This sheet designed by:  
**ENTEB**  
 ARCHITECTS ENGINEERS PLANNERS



SHEET NO.		SCALE		APPD.	
DESIGNED	REP	DETAILED	JDS	QUANTITIES	TRACED
DESIGN CR.	RSB	DETAIL CR.	REP	QUANT.	TRACE CR.
<b>CITY OF WICHITA</b> <b>WICHITA CENTRAL CORRIDOR</b> <b>RAILROAD</b> <b>SHEET LAYOUT PLAN</b> <b>PHASE 4</b>					
NO.		REVISIONS		BY	
DATE				APPD.	
3					
2					
1					