

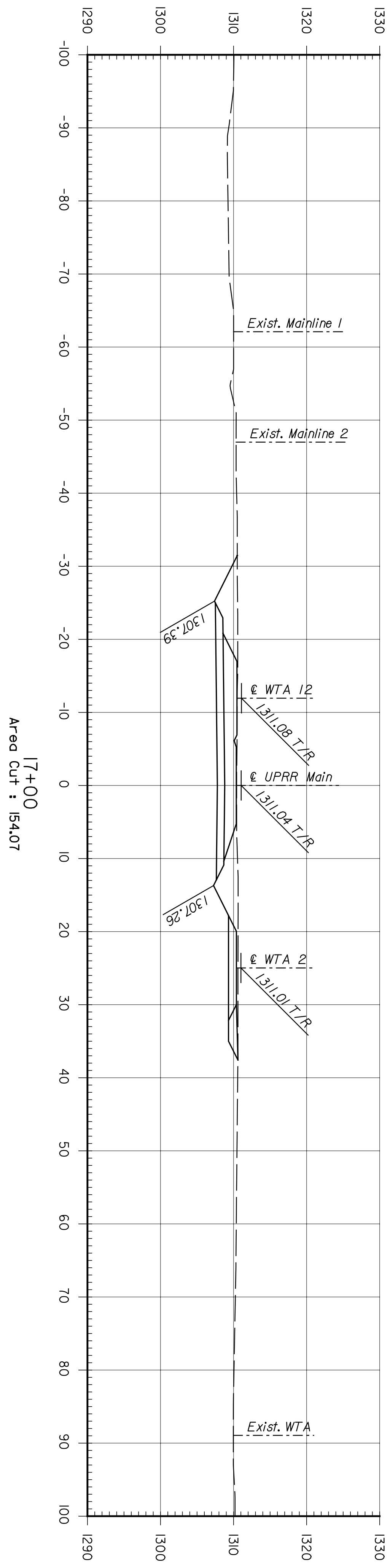
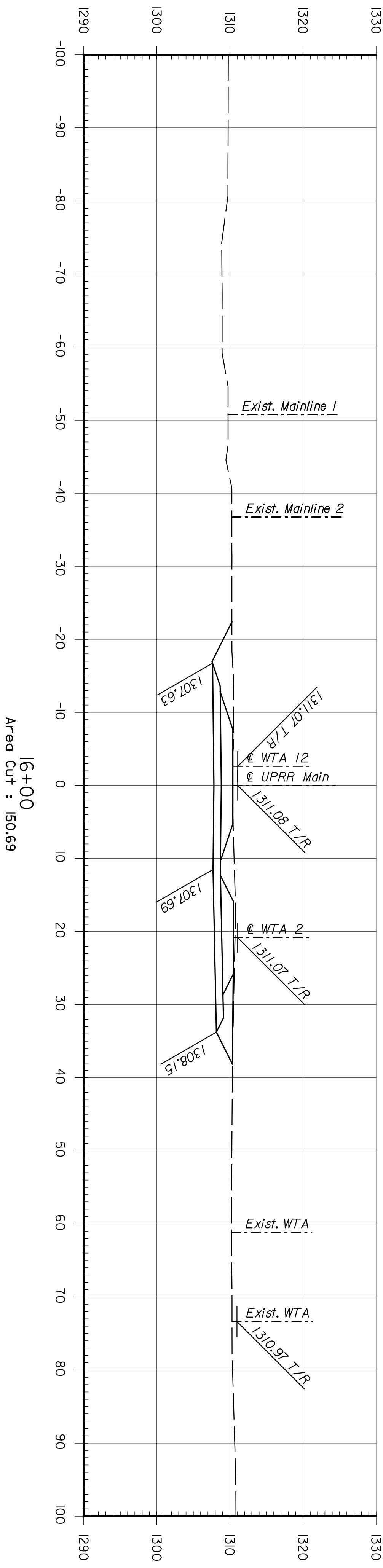
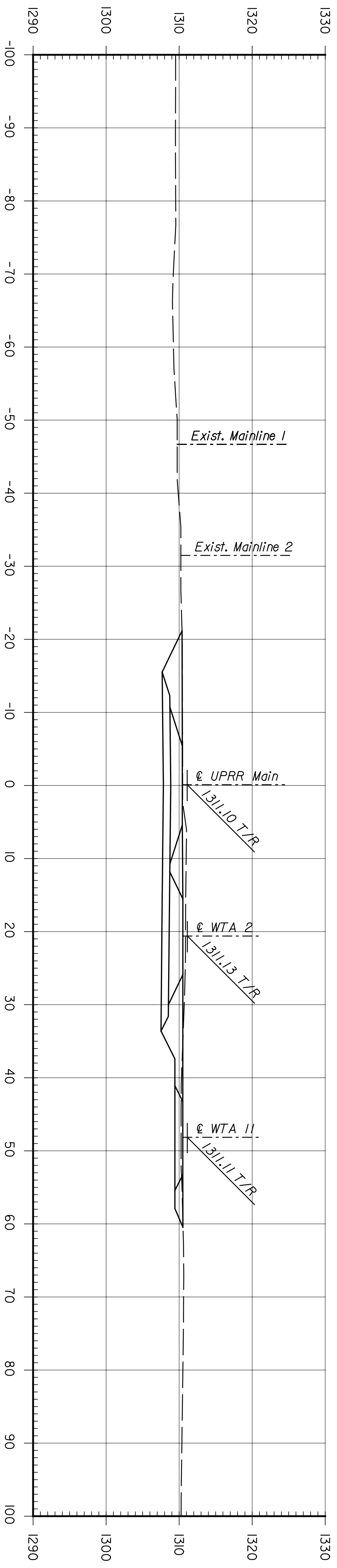
	BY	DATE

Plotted on: Tuesday, January 04, 2005 8:32:43 AM  
 JGraham Plot Queue: \\cbsw100\KC029049-PS  
 Plot Scale: 10.000000h\000000 Pen Table: m:\Jobs\29049\TechProd\Railroad\plots\fullsize.pen  
 Design Filename: M:\Jobs\29049\TechProd\Railroad\Drawings\Plan\_B\XSec1\Phase3\wc3.x00l.dgn



ARCHITECTS ENGINEERS PLANNERS

This sheet designed by:



STATE	PROJECT NO.	YEAR	SHEET NO.	TOTAL SHEETS
KANSAS	472-84071	2005	18.7	

SHEET NO.		OF	SCALE	APP'D.	TRACED
DESIGNED	REP.	SCALE	DETAILED	JDS	QUANTITIES
DESIGN CR.	RSB	RSB	RSB	RSB	RSB
NO.		DATE	REVISIONS	BY	APP'D.
1					
2					
3					
<b>CITY OF WICHITA</b> <b>WICHITA CENTRAL CORRIDOR</b> <b>PHASE 3 - TRACK WORK</b> <b>UPRR MAINLINE</b> <b>CROSS SECTIONS</b>					