

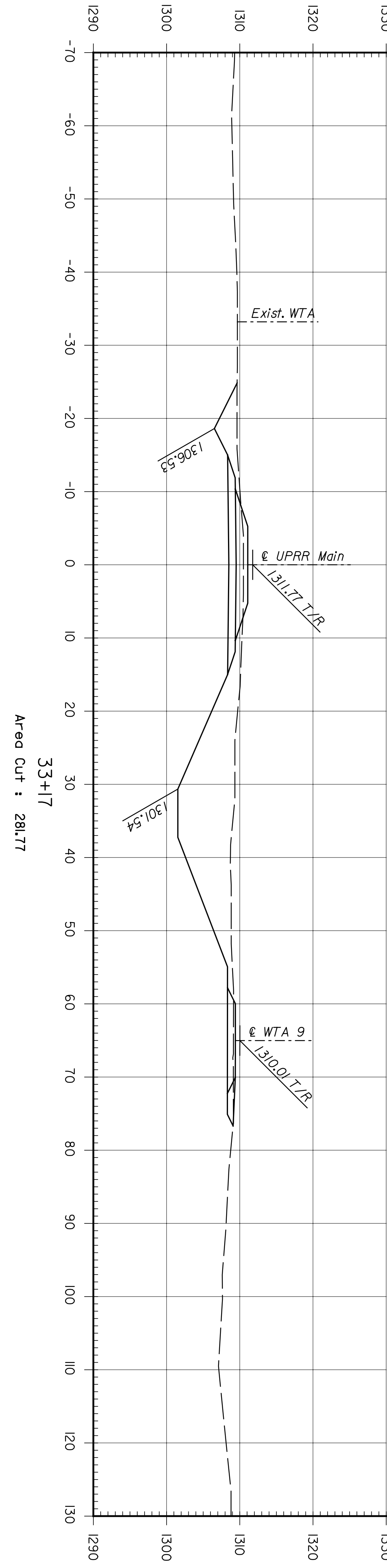
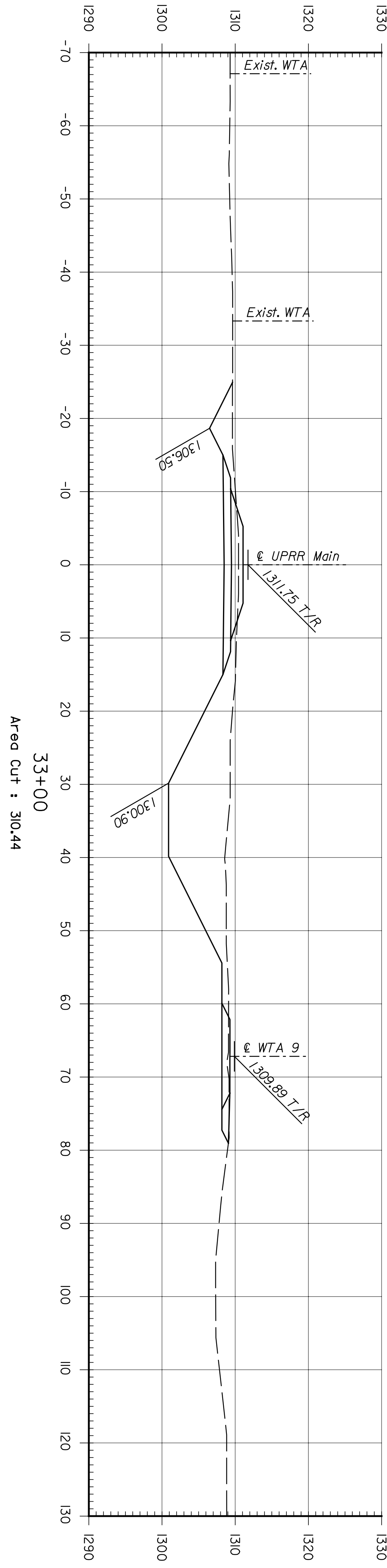
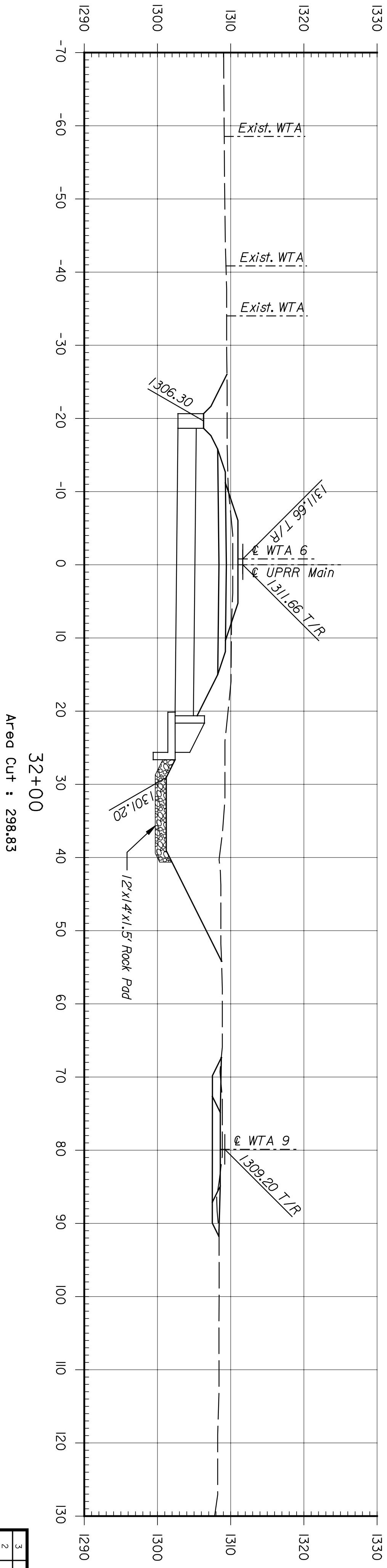
BY	DATE

Plotted on: Tuesday, January 04, 2005 8:33:04 AM
 JGraham Plot Queue: \\cbsw100\KC029049-PS
 Plot Scale: 10.000000h:000000 Pen Table: m:\Jobs\29049\TechProd\Railroad\plots\fullsize.pen
 Design Filename: M:\Jobs\29049\TechProd\Railroad\Drawings\Plan_B\XSec1\Phase3\wc3.x001.dgn



ARCHITECTS ENGINEERS PLANNERS

This sheet designed by:



STATE	PROJECT NO.	YEAR	SHEET NO.	TOTAL SHEETS
KANSAS	472-84071	2005	RL14	

SHEET NO.	DATE	REVISIONS	BY	APP'D.
1				
2				
3				

CITY OF WICHITA
WICHITA CENTRAL CORRIDOR
PHASE 3 - TRACK WORK
UPRR MAINLINE
CROSS SECTIONS

DESIGNED	SCALE	APP'D.	TRACED
RSB	AS SHOWN		
DESIGN CR.			