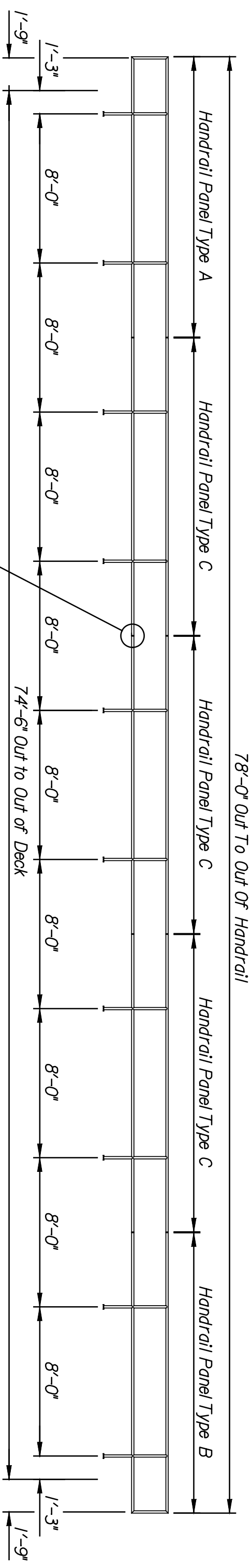
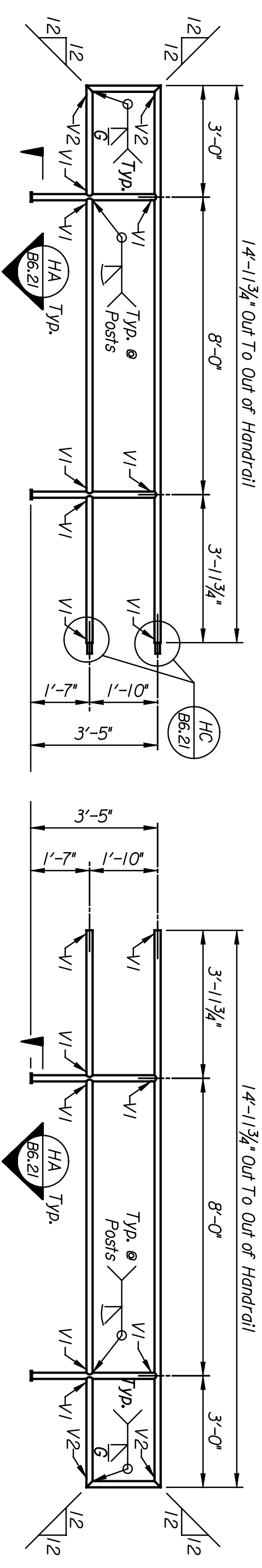


DATE	BY



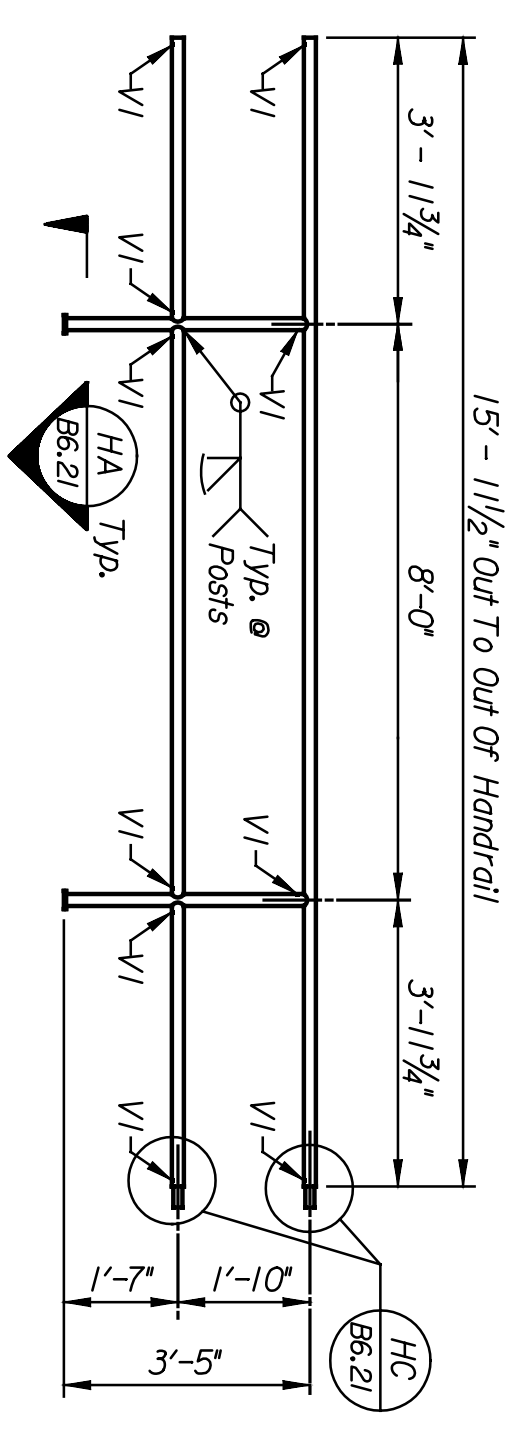
HANDRAIL ELEVATION
 Scale: 3/16" = 1'-0"



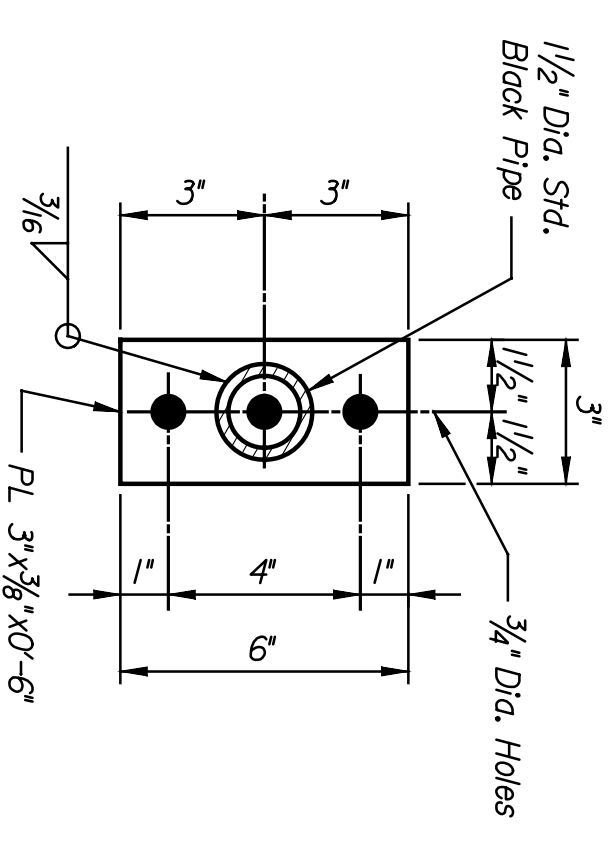
HANDRAIL PANEL TYPE A
 No. Required = 1
 Weight = 105 Lbs. Each
 Handrail Panels are to be fabricated using 1/2" Dia. std. Black Pipe. (galvanize after fabrication)
 Scale: 3/8" = 1'-0"

HANDRAIL PANEL TYPE B
 No. Required = 1
 Weight = 105 Lbs. Each
 Handrail Panels are to be fabricated using 1/2" Dia. std. Black Pipe. (galvanize after fabrication)
 Scale: 3/8" = 1'-0"

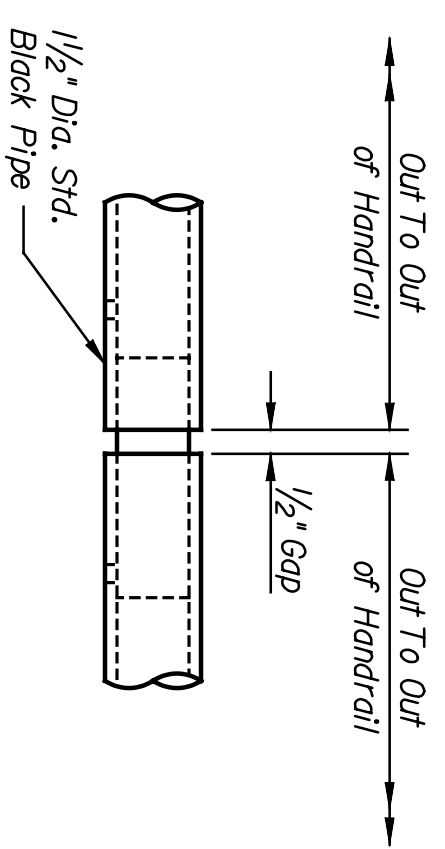
HANDRAIL PANEL (Type 2A)
 No. Required = 4
 Weight = 41 Lbs. Each
 Handrail Panels are to be fabricated using 1/2" Dia. std. Black Pipe. (galvanize after fabrication)
 Scale: 3/8" = 1'-0"



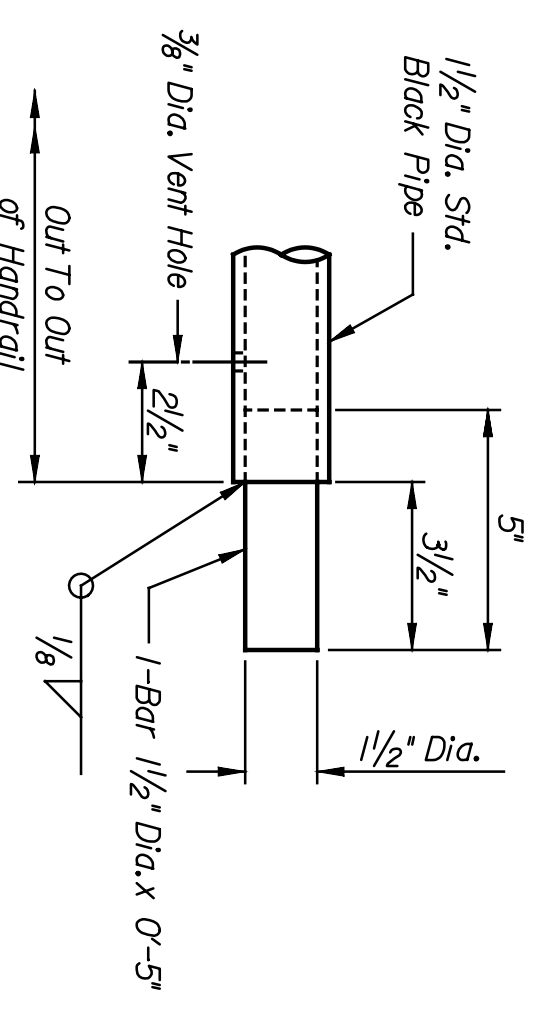
HANDRAIL PANEL TYPE C
 No. Required = 3
 Weight = 106 Lbs. Each
 Handrail Panels are to be fabricated using 1/2" Dia. std. Black Pipe. (galvanize after fabrication)
 Scale: 3/8" = 1'-0"



SECTION HA
 Scale: 3" = 1'-0"
 BS.21



DETAIL HB
 Scale: 3" = 1'-0"
 BS.21



DETAIL B HC
 Scale: 3" = 1'-0"
 BS.21

This sheet designed by:



ARCHITECTS ENGINEERS PLANNERS

STATE	PROJECT NO.	YEAR	SHEET NO.	TOTAL SHEETS
KANSAS	472-84071	2005	B6.21	

NOTES:

- Welding shall conform to the AREMA Manual for Railway Engineering and the Bridge Welding Code AWS D1.5M/D1.5.
- All weld metal shall be equivalent to the base metal in strength, corrosion resistance and painted appearance.
- All pipe welds shall be made with the MIG process.
- All steel pipes shall be uncoated and conform to ASTM A53.
- All structural steel shall conform to ASTM A36 or A709, Gr 50.
- Concrete anchors for Handrail Type 2A shall be approved by the Engineer.
- Handrails, hardware and appurtenances shall be galvanized in accordance with ASTM A123 or A153 after fabrication.
- After galvanizing, all elements shall be free of fins, abrasions, rough or sharp edges and other surface defects.

LOCATION: RWSF BR. 20.2	WICHITA, KS	LINE SEGMENT 7400																				
SHEET NO. 05	SCALE AS NOTED	APP'D.																				
DESIGNED: EKD	DETAILED: RLM	QUANTITIES: DJL																				
DESIGN GR.: BWH	DETAIL GR.: JWH	DRAWN: DMH																				
CITY OF WICHITA WICHITA CENTRAL CORRIDOR 1ST STREET BRIDGE HANDRAIL (TYPE 2, 2A)																						
<table border="1"> <thead> <tr> <th>NO.</th> <th>DATE</th> <th>REVISIONS</th> <th>BY</th> <th>APP'D.</th> </tr> </thead> <tbody> <tr> <td>3</td> <td></td> <td></td> <td></td> <td></td> </tr> <tr> <td>2</td> <td></td> <td></td> <td></td> <td></td> </tr> <tr> <td>1</td> <td></td> <td></td> <td></td> <td></td> </tr> </tbody> </table>			NO.	DATE	REVISIONS	BY	APP'D.	3					2					1				
NO.	DATE	REVISIONS	BY	APP'D.																		
3																						
2																						
1																						