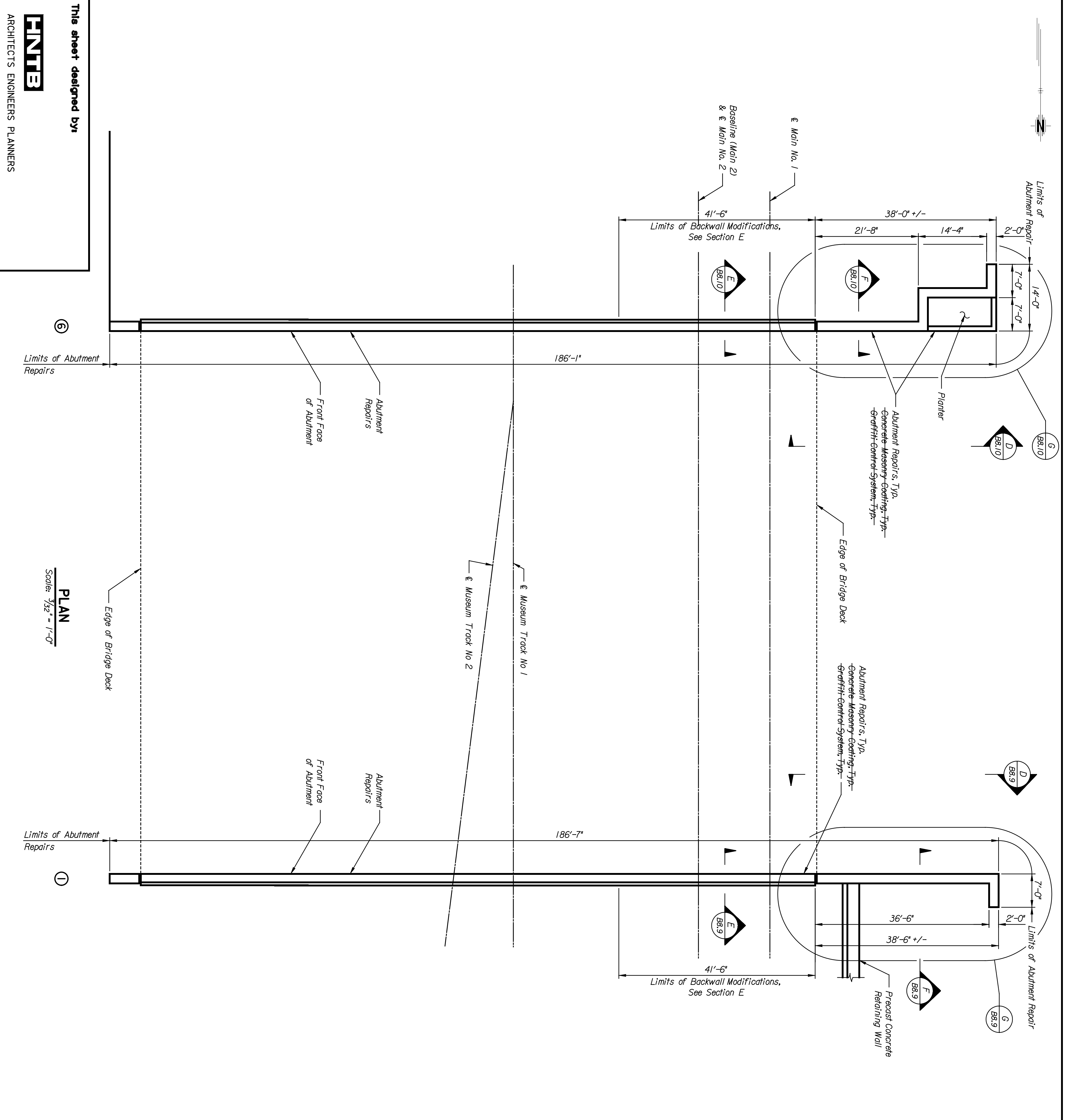



	BY	DATE




This sheet designed by:



PLAN
 Scale: 3/32" = 1'-0"

STATE	PROJECT NO.	YEAR	SHEET NO.	TOTAL SHEETS
KANSAS	472-84071	2005	B8.8	



ABUTMENT REPAIR DETAIL

NOTES:

- Field verify all dimensions and sizes.
- Concrete for the abutment and wingwall extensions and the railing shall be Concrete, Grade 5.0 (AEL), with an $f'c=5000$ psi and shall be provided in accordance with the specifications.
- All reinforcing steel shall conform to ASTM A615 or A706, Grade 60.
- Epoxy-coated reinforcing steel shall conform to ASTM 775.
- Exposed concrete edges shall be chamfered 3/4", unless noted otherwise.
- Abutment Repairs consist of the following:
 Remove wooden panels from the face of each abutment.
 Remove gutter from the face of each abutment bridge seat.
 Remove plastic "pigeon repellers"
 Remove concrete to sound concrete
 Abrasive blast to a amplitude of 1/8" over entire surface
 Clean exposed reinforcing steel and concrete surface.
 Repair concrete.
- Prepare concrete surface & apply concrete masonry coat in accordance with specifications & manufacturer's instructions - color of concrete masonry coat as designated in plans.
- Finished concrete masonry seat shall be smooth and flat without visible defects.
- Apply graffiti control system to visible surfaces.

NO.	DATE	REVISIONS	BY	APP'D.
3				
2				
1				

LOCATION: BR 208 WICHITA, KS LINE SEGMENT 7400

CITY OF WICHITA
 DOUGLAS AVENUE
 ABUTMENT MODIFICATION DETAILS

SHEET NO.	SCALE AS NOTED	APP'D.
DESIGNED: DMH	DETAILED: DMH	QUANTITIES: DMH
DESIGN GR.: JMH	DETAIL GR.: JMH	TRACE GR.: DMH