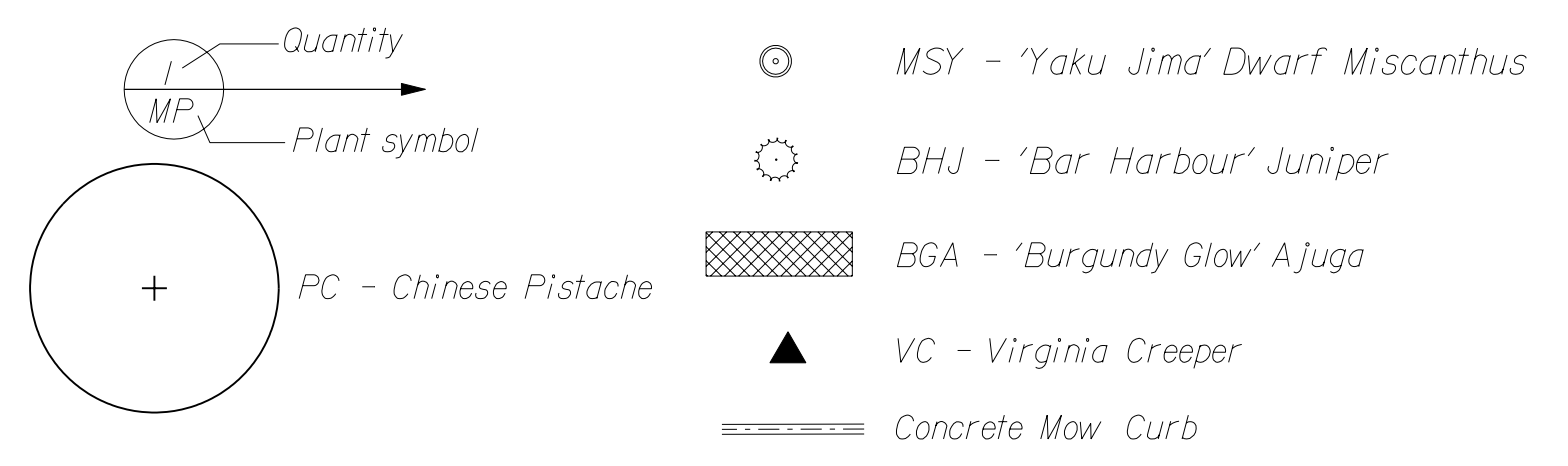


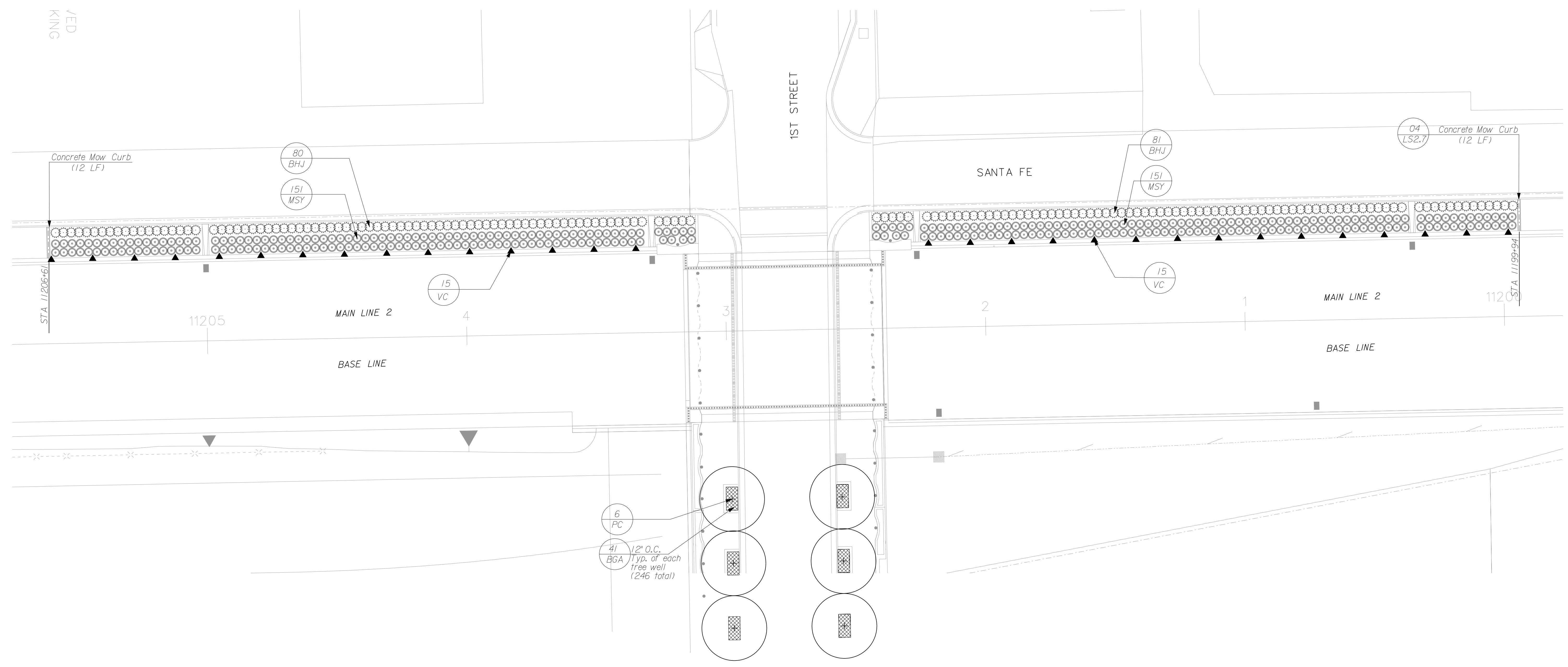
STATE	PROJECT NO.	YEAR	SHEET NO.	TOTAL SHEETS
KANSAS	472-84071	2005	LS2.6	

Alternate #4

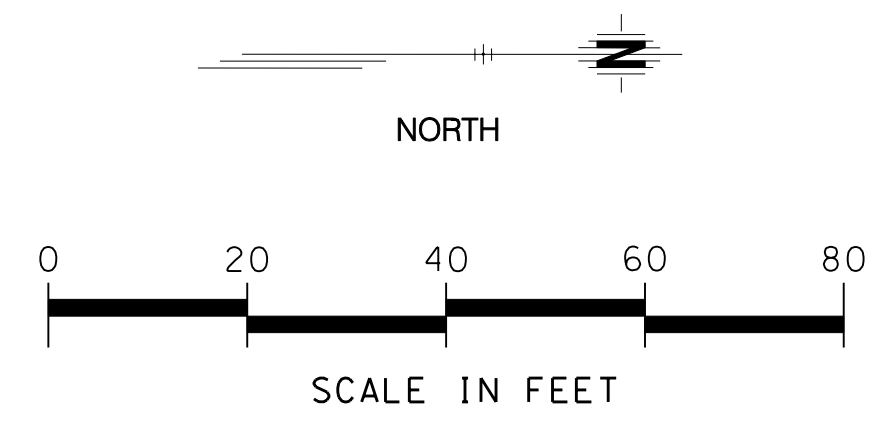
Plant Legend



ESTIMATE OF SHEET QUANTITIES			
ITEM (PLANTING)	QUANTITY	UNIT	
Chinese Pistache	100 Gal	6	EA
'Yaku Jima' Dwarf Miscanthus	3 Gal	302	EA
'Bar Harbour' Juniper	1 Gal	161	EA
'Burgundy Glow' Ajuga	1 Gal	246	EA
Virginia Creeper	5 Gal	30	EA
Shredded Bark Mulch		59	CY
Manufactured Topsoil (Bed Prep)		76	CY
Drainage Panels and Pipe (Tree Wells)		6	EA
Concrete Mow Curb (12" X 14')		24	LF



This sheet designed by:



3					
2					
1					
NO.	DATE	REVISIONS	BY	APP'D	
CITY OF WICHITA WICHITA CENTRAL CORRIDOR PLANTING PLAN 1ST STREET					
SHEET NO. 17 OF 20	SCALE: 1" = 20'-0"	APP'D:			
DESIGNED: JF	DETAILED: JRK, KA	QUANTITIES: JRK, KA	TRACED:		
DESIGN CK.: WP	DETAIL CK.: WSN	QUAN. CK.: WP	TRACE CK.:		