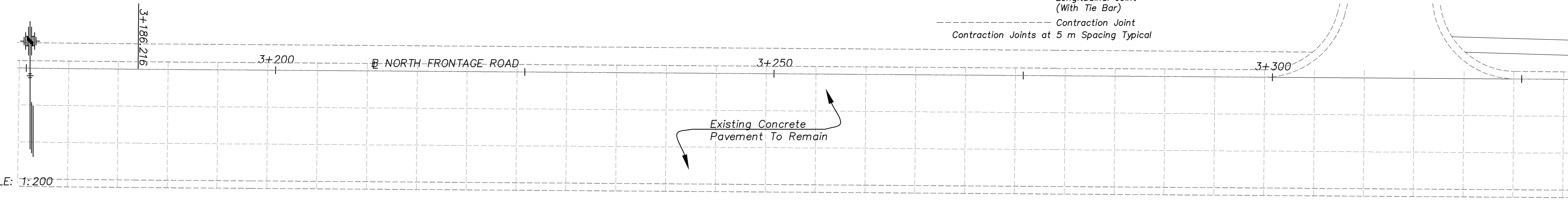
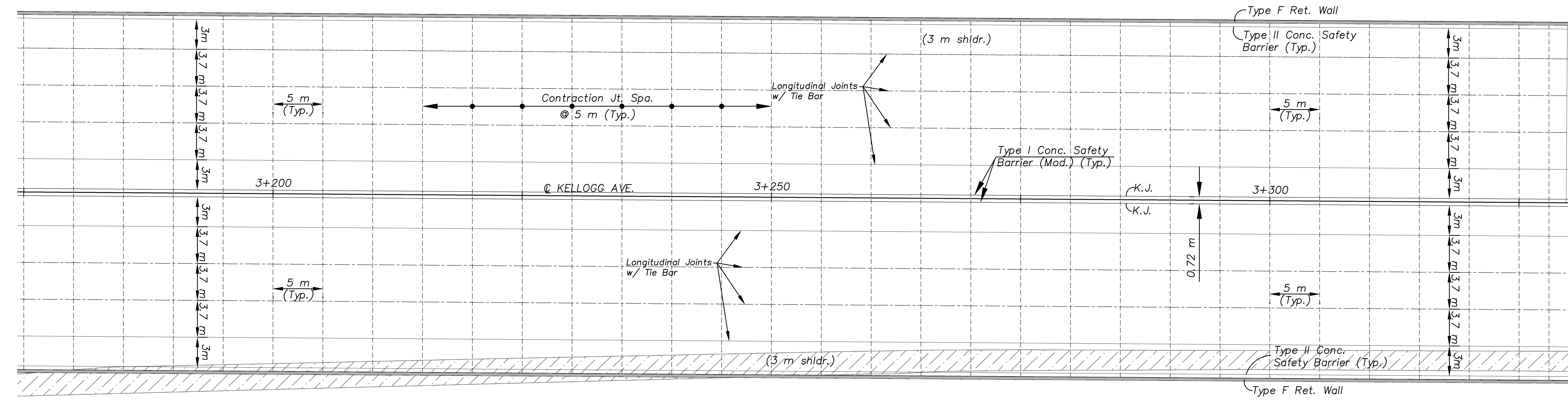


STATE	PROJECT NO.	YEAR	SHEET NO.	TOTAL SHEETS
KANSAS	54-87 K-8258-01	2007	48	556

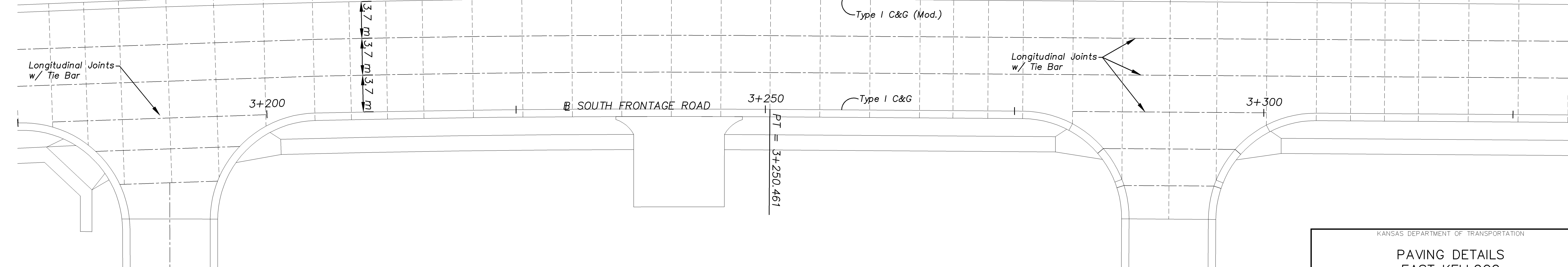
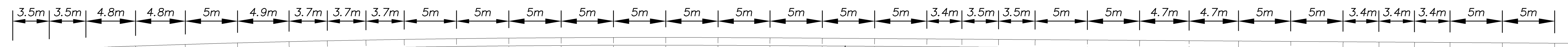
- K.J. --- Longitudinal Key Joint (No Tie Bar)
- Longitudinal Joint (With Tie Bar)
- Contraction Joint
- Contraction Joints at 5 m Spacing Typical



SCALE: 1:200



NOTE:
ALL CONTRACTION JOINT SPACING IN CURVES IS MEASURED AT CENTERLINE. CONTRACTION JOINT SPACING IN FRONTAGE ROADS AND RAMPS IS MEASURED AT BASELINE. CONTRACTION JOINTS ARE RADIAL TO CURVE UNLESS OTHERWISE NOTED.



DATE	BY

REFERENCE NOTED	REFERENCE CHECKED

Drawn by:
 File: D109.plt
 SCALE:
 Plotted:
 SCALE:



KANSAS DEPARTMENT OF TRANSPORTATION
PAVING DETAILS
EAST KELLOGG
STA. 3+175 TO STA. 3+325