

BILL OF REINFORCING STEEL

STRAIGHT BARS				BENT BARS			
MARK	SIZE	NO.	LENGTH	MARK	SIZE	NO.	LENGTH
AD3	29	12	16 920	AD1	29	12	17 620
AD4	29	12	15 410	AD2	29	12	15 920
WB1	25	84	15 110	BR1	22	2	1700
				BR2	22	14	2920
BR4	19	18	15 590	BR3	22	124	3180
				WB2	22	52	2600
AD5	16	48	15 500	WB3	22	2	2660
BS1	16	321	15 730	WB4	22	2	2660
BS2	16	592	12 920				
BS4	16	48	1930	WB5	19	624	2480
TS2	16	291	17 800	WB6	19	24	2540
TS3	16	219	9500	WB7	19	24	2540
TS4	16	34	Varies	WB16	19	52	2280
TS5	16	16	Varies				
TS6	16	8	Varies	AD6	16	200	5000
TS7	16	8	Varies	AD7	16	200	3050
TS8	16	6	14 530	AD8	16	404	1080
TS9	16	12	6120	AD9	16	202	2060
TS10	16	307	15 730	AD10	16	2	5120
TS11	16	20	7970	AD11	16	2	3110
TS12	16	20	6970	AD12	16	1344	1110
TS13	16	289	7200	BR5	16	4	2010
TS14	16	289	16 700	BR6	16	4	3270
TS15	16	289	7750	BS3	16	296	5640
TS16	16	225	850	TS1	16	291	5080
TS17	16	32	Varies	TS29	16	2	8000
TS18	16	16	Varies	TS30	16	2	7930
TS19	16	8	Varies	WB9	16	3640	2400
TS20	16	8	Varies	WB10	16	140	2460
TS21	16	6	5880	WB11	16	140	2460
TS22	16	261	15 430	WB12	16	12	2820
TS23	16	30	7820	WB13	16	12	2870
TS24	16	30	6820	WB14	16	312	2840
TS25	16	20	Varies	WB15	16	60	Varies
TS26	16	20	Varies				
TS27	16	12	Varies	BR8	13	2	3260
TS28	16	12	Varies	BR9	13	180	1290
TS31	16	33	3800	C1	13	324	920
TS32	16	66	1500	C2	13	17	960
TS33	16	5	1300	C3	13	35	1420
TS34	16	11	1270	C4	13	2	1520
TS35	16	6	750	FW1	13	166	3055
TS36	16	320	700				
TS37	16	160	1930	BR10	10	228	1340
WB8	16	420	14 470	BR11	10	90	1340
				PA2	10	176	720
BR7	13	12	15 220				
C5	13	3	15 670				
C6	13	3	17 400				
C8	13	1	5890				
C9	13	1	5530				
C12	13	1	2700				
C13	13	1	1200				
FW2	13	24	16 870				
PA1	10	176	150				

TS4 Increase from 9530 to 10 250 by 45 mm increments. Cut 2 each length.

TS5 Increase from 10 350 to 11 260 by 130 mm increments. Cut 2 each length.

TS6 Increase from 11 450 to 14 040 by 370 mm increments. Cut 1 each length.

TS7 Increase from 11 390 to 13 665 by 325 mm increments. Cut 1 each length.

TS17 Increase from 850 to 1450 by 40 mm increments. Cut 2 each length.

TS18 Increase from 1620 to 2460 by 120 mm increments. Cut 2 each length.

TS19 Increase from 2710 to 4915 by 315 mm increments. Cut 1 each length.

TS20 Increase from 2600 to 4630 by 290 mm increments. Cut 1 each length.

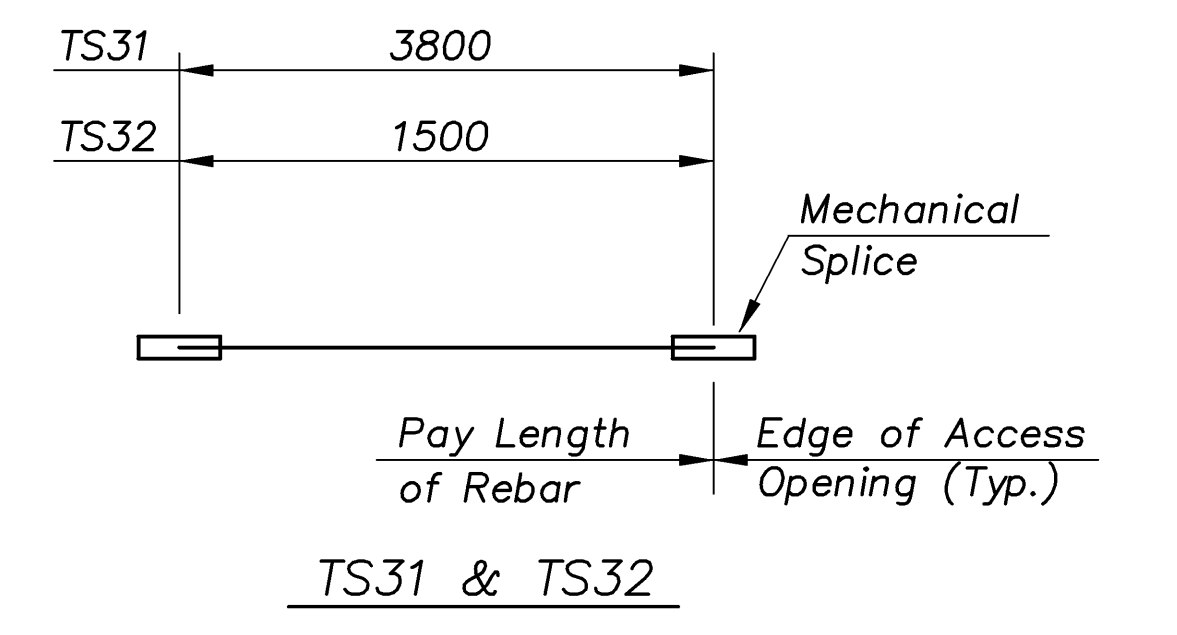
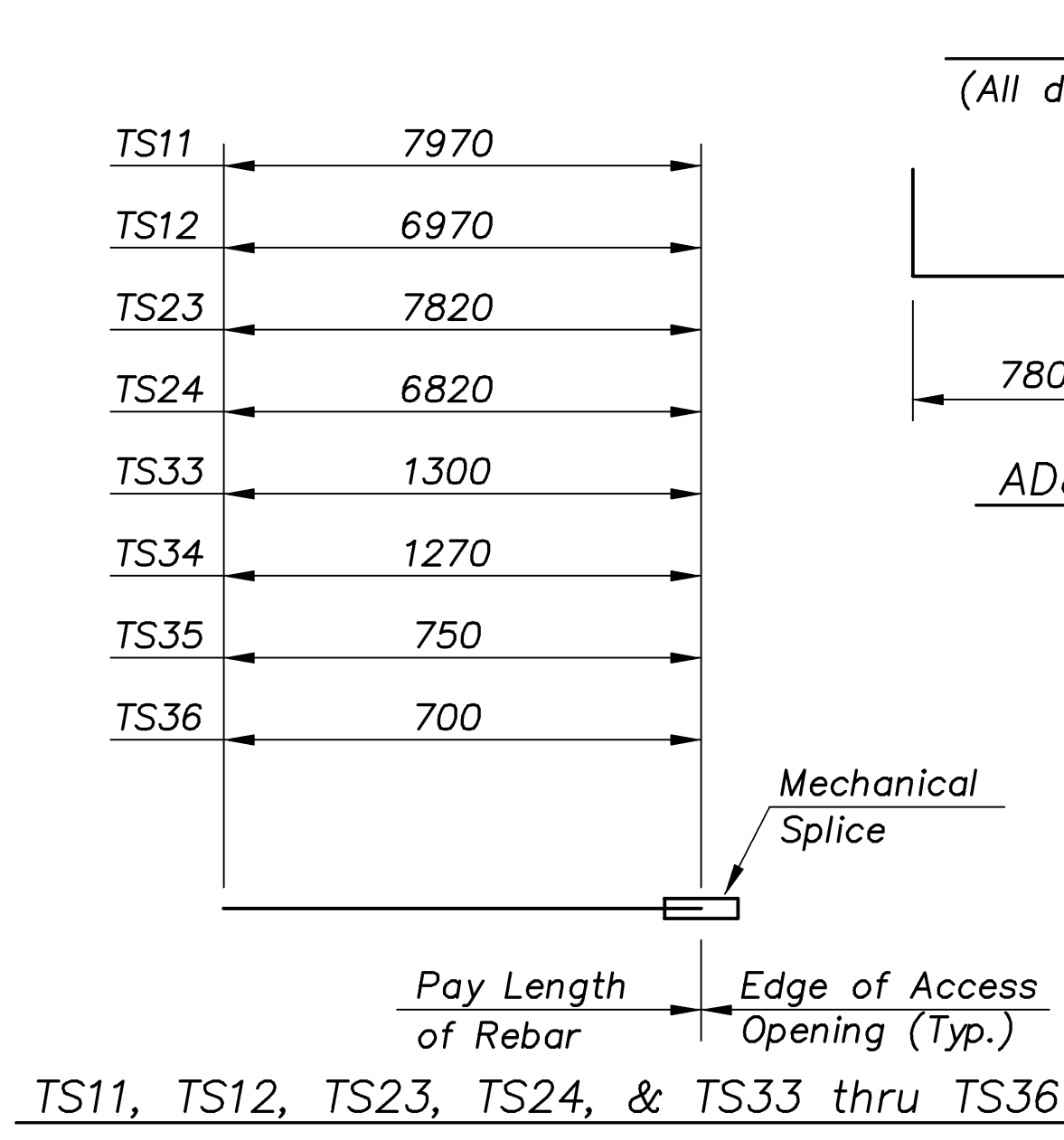
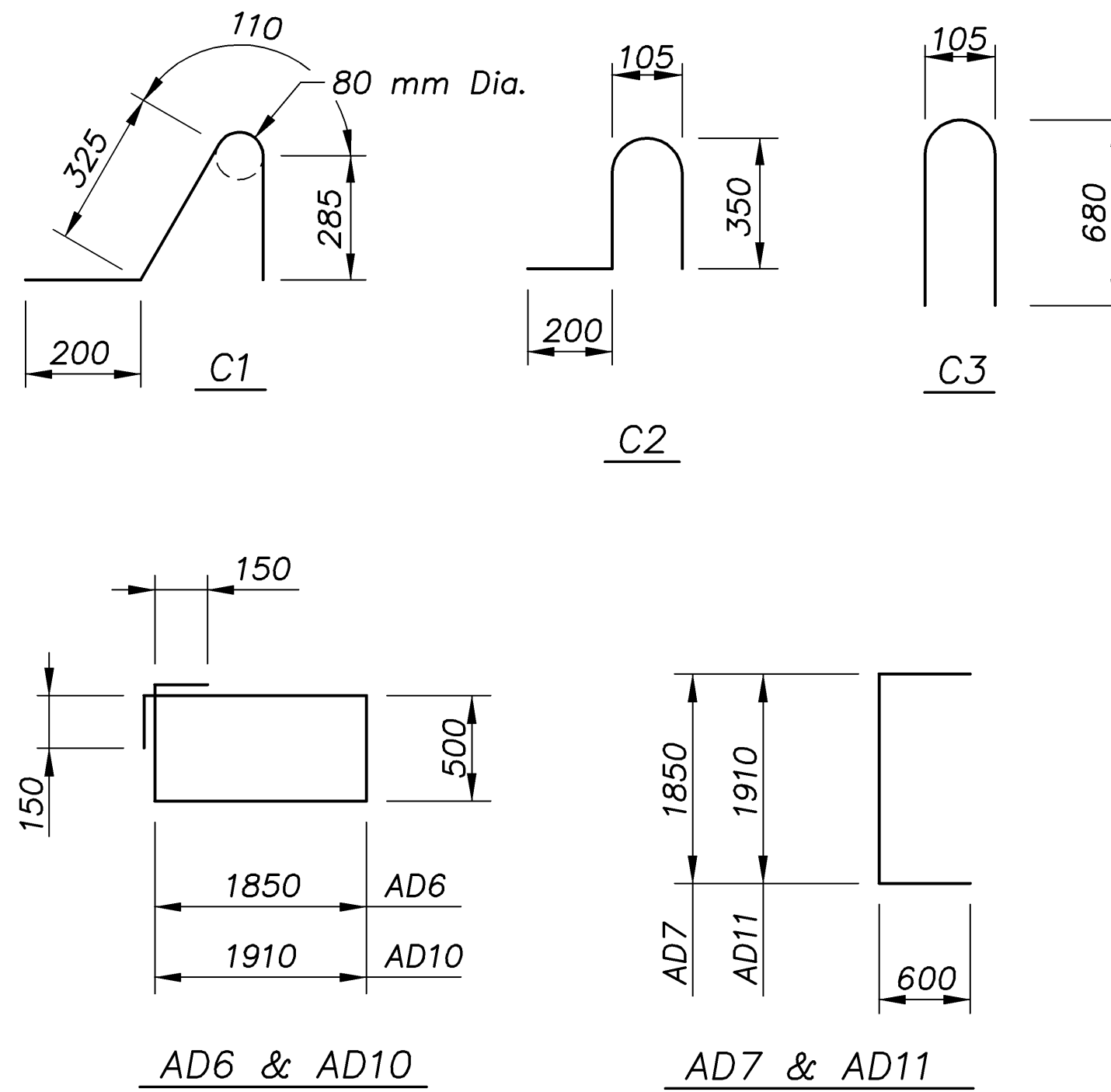
TS25 Increase from 1230 to 1450 by 55 mm increments. Cut 4 each length.

TS26 Increase from 1530 to 2170 by 160 mm increments. Cut 4 each length.

TS27 Increase from 2430 to 3040 by 305 mm increments. Cut 4 each length.

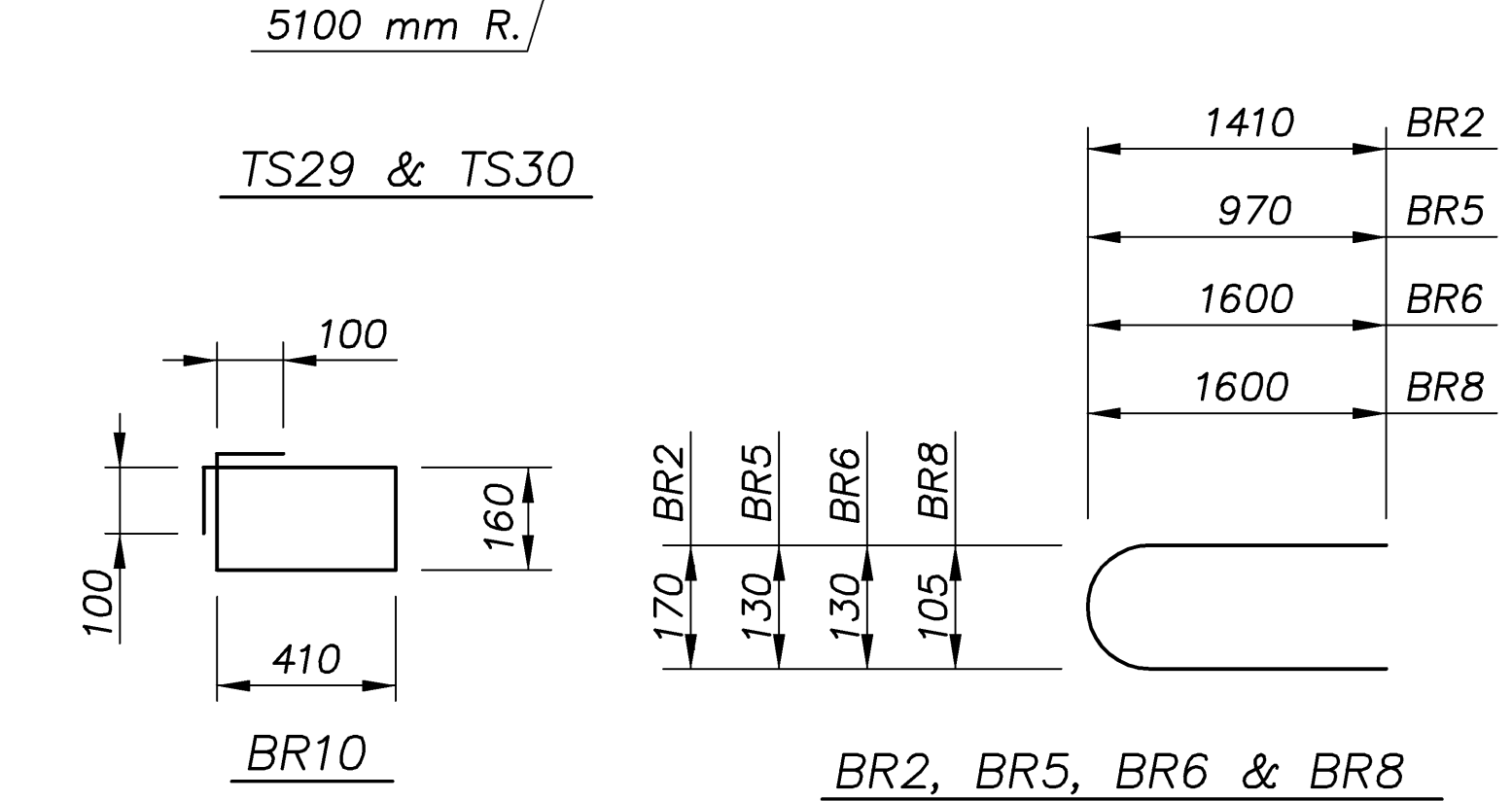
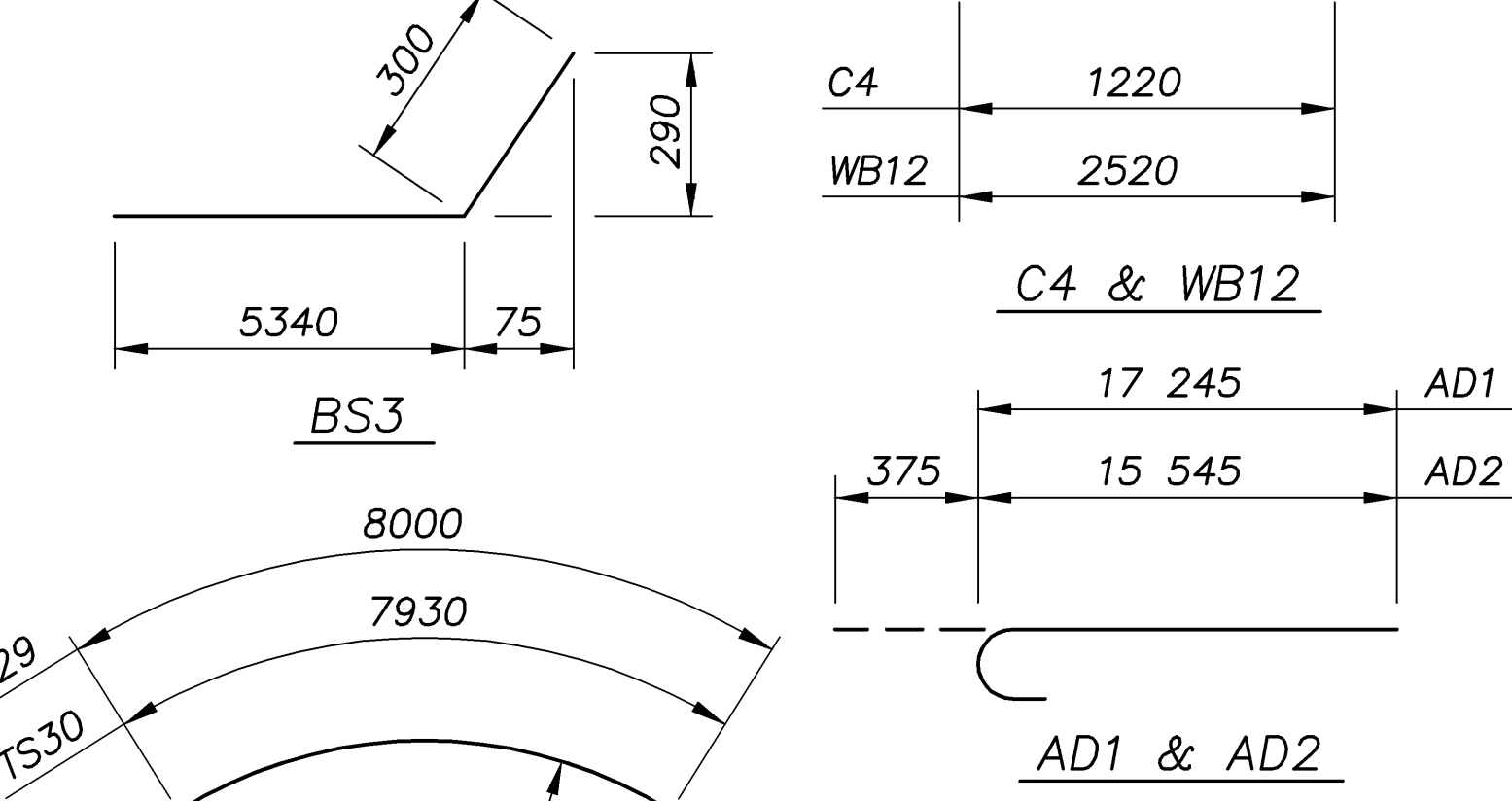
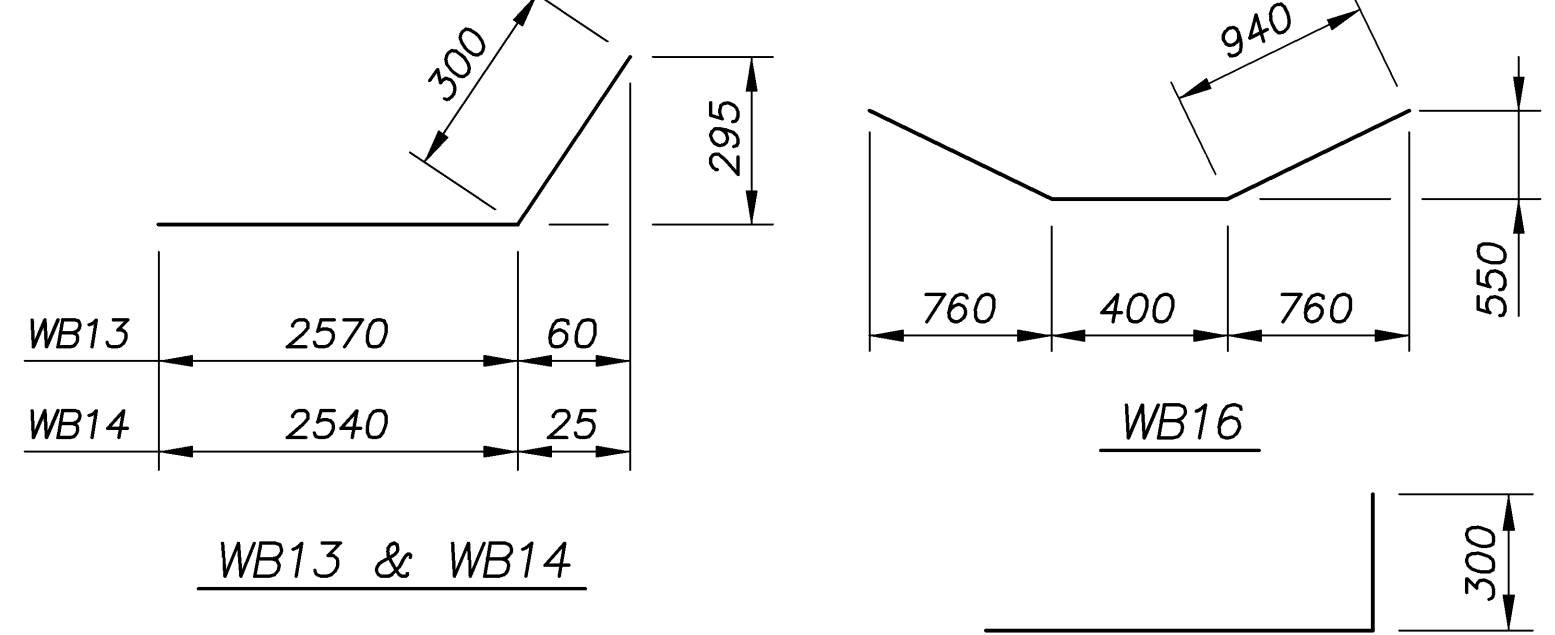
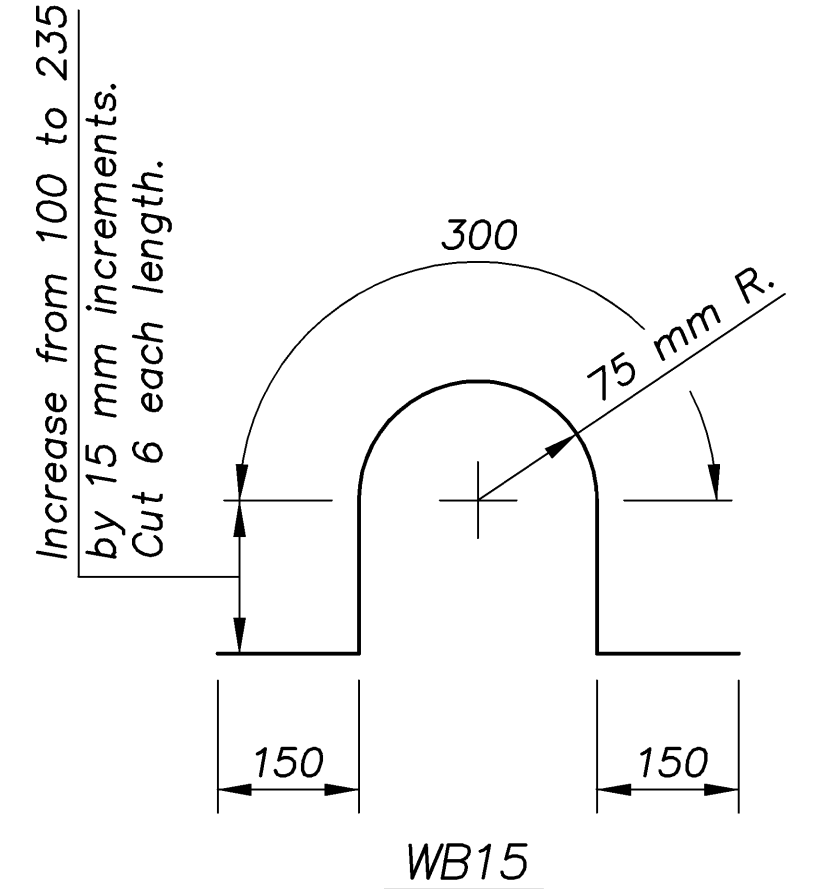
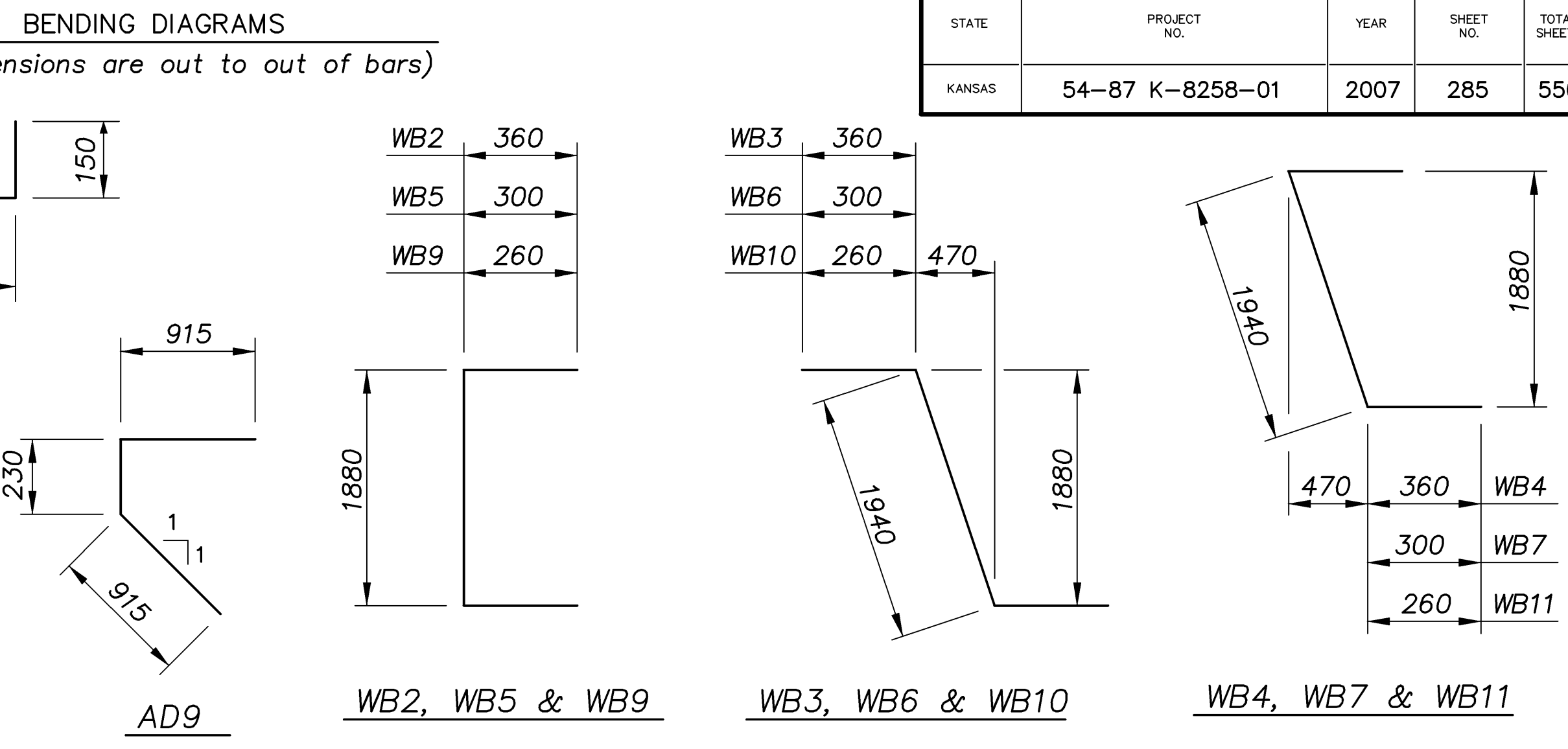
TS28 Increase from 3350 to 4550 by 600 mm increments. Cut 4 each length.

TS4 thru TS7, TS17 thru TS20 & TS25 thru TS28



NOTE:
The lengths of reinforcing bars are calculated to the edge of Access Openings no deduction Mechanical Splice length has been made.

The mechanical splice system shall meet the requirements of the KDOT Specifications. The additional material and labor required for the splice shall be subsidiary to the bid item "Reinforcing Steel (Grade 420) Epoxy Coated".



KANSAS DEPARTMENT OF TRANSPORTATION
BR. NO. 54-87-31.12(702) STA. 3+877.518

**BILL OF REINFORCING STEEL
SUPERSTRUCTURE (WEST BOX)
ROCK ROAD OVER KELLOGG AVENUE**

Proj. No. 54-87 K-8258-01 SEDGWICK COUNTY

CFS
Cook, Flatt & Strobel
ENGINEERS, P. A.

DESIGNED	R.S.C.	SCALE
DETAILED	T.R.G.	DATE
QUANTITIES	T.R.G.	SHEET 39 OF 41

1:100
ROCK/REINF