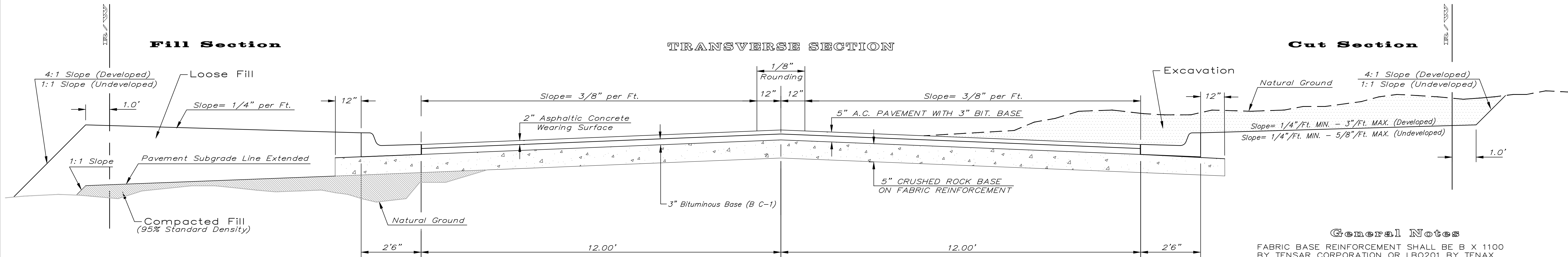


# TYPICAL 29' B-B PAVEMENT DETAILS



### General Notes

FABRIC BASE REINFORCEMENT SHALL BE B X 1100 BY TENSAR CORPORATION OR LBO201 BY TENAX CORPORATION OR APPROVED EQUAL. FABRIC BASE REINFORCEMENT SHALL BE INSTALLED IN ACCORDANCE WITH MANUFACTURER'S RECOMMENDATIONS.

ROCK BASE IS TO BE COMPACTED AND SMOOTHED WITH A STEEL FACED ROLLER PRIOR TO PLACEMENT OF ASPHALT. TACK COAT WILL NOT BE APPLIED TO ROCK BASE.

A TACK COAT OF EMULSIFIED ASPHALT (SC-1H OR CSS-1H) SHALL BE APPLIED AT AN APPROXIMATE RATE OF 0.05 GALLONS PER SQUARE YARD BETWEEN EACH LIFT OF ASPHALTIC MATERIAL.

BITUMINOUS BASE AND ASPHALTIC CONCRETE WEARING SURFACE SHALL BE PLACED WITH A LAYDOWN MACHINE HAVING AUTOMATIC CONTROLS FOR LINE AND GRADE.

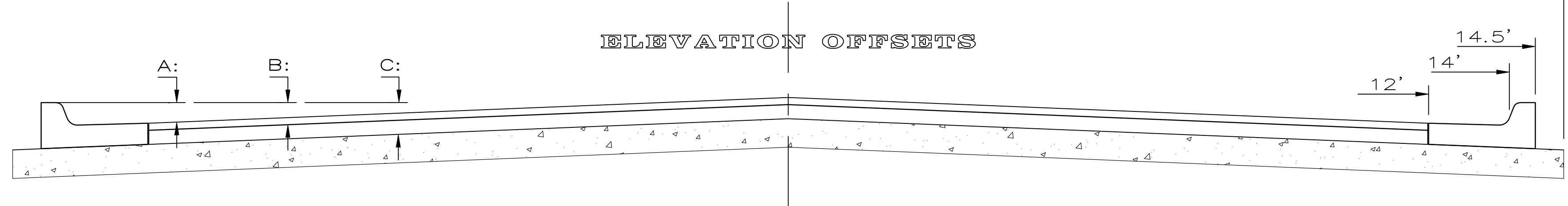
CONSTRUCTION JOINTS IN EACH LIFT SHALL BE STAGGERED A MINIMUM DISTANCE OF ONE (1) FOOT FROM JOINTS IN PRECEDING LIFTS AND PLACED SO THAT A JOINT WILL BE CONSTRUCTED ON THE CENTERLINE OF THE TOP LIFT.

THE ASPHALTIC CONCRETE PAVEMENT BETWEEN THE COMBINED CURB AND GUTTER SHALL BE PAID AS SQUARE YARDS OF 5\"/>

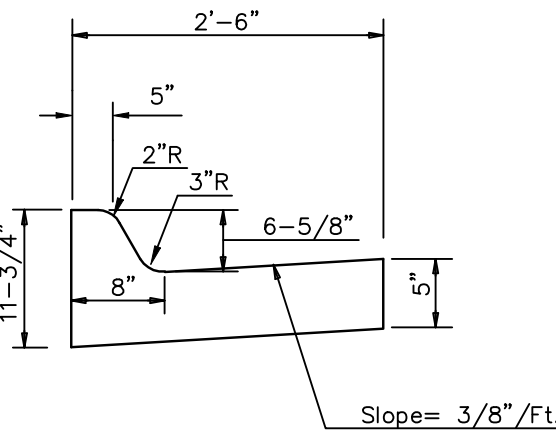
### CRUSHED ROCK GRADATION REQUIREMENTS

PERCENT OF AGGREGATE RETAINED	
2-1/2"	0
3/4"	20 - 60
#4	50 - 80
#40	80 - 94
#200	90 - 98

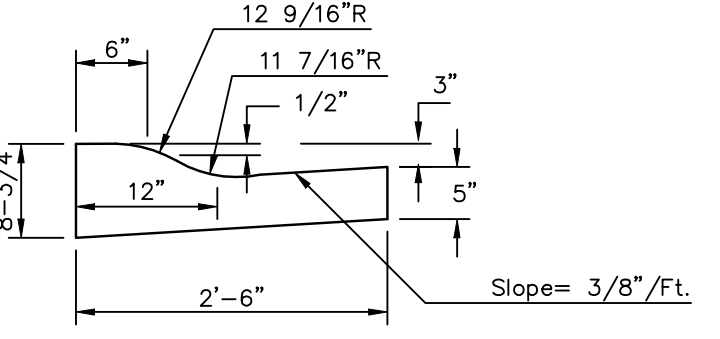
ROCK QUALITY SHALL CONFORM TO THE REQUIREMENTS SPECIFIED BY THE KDOT 1990 EDITION STANDARD SPECIFICATION SUBSECTION 1102 FOR DURABILITY CLASS I.



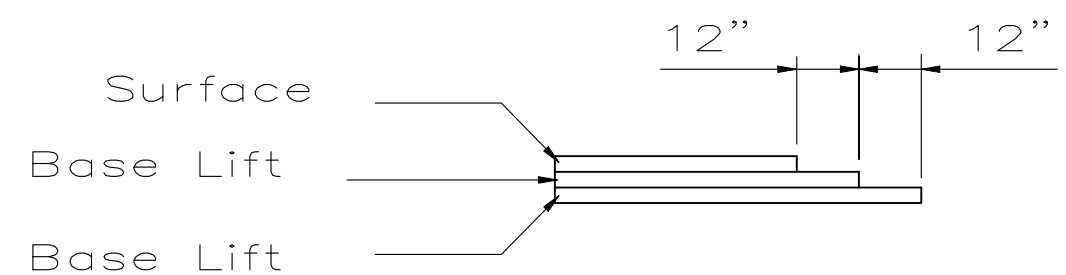
	DISTANCE FROM CENTERLINE (LT. & RT.)											
	0'	2'	4'	6'	7'	8'	10'	12'	14'	14.5'	15.5'	
A: Top of Curbs to Top of Surface Lift	0.13	0.18	0.24	0.30	0.33	0.36	0.43	0.49	-	-	-	
B: Top of Curbs to Top of Upper Base Lift	0.30	0.35	0.41	0.47	0.50	0.53	0.60	0.66	-	-	-	
C: Top of Curbs to Top of C.R. Subgrade	0.55	0.60	0.66	0.72	0.75	0.78	0.85	0.91	0.97	0.98	1.01	



### COMBINED CURB & GUTTER

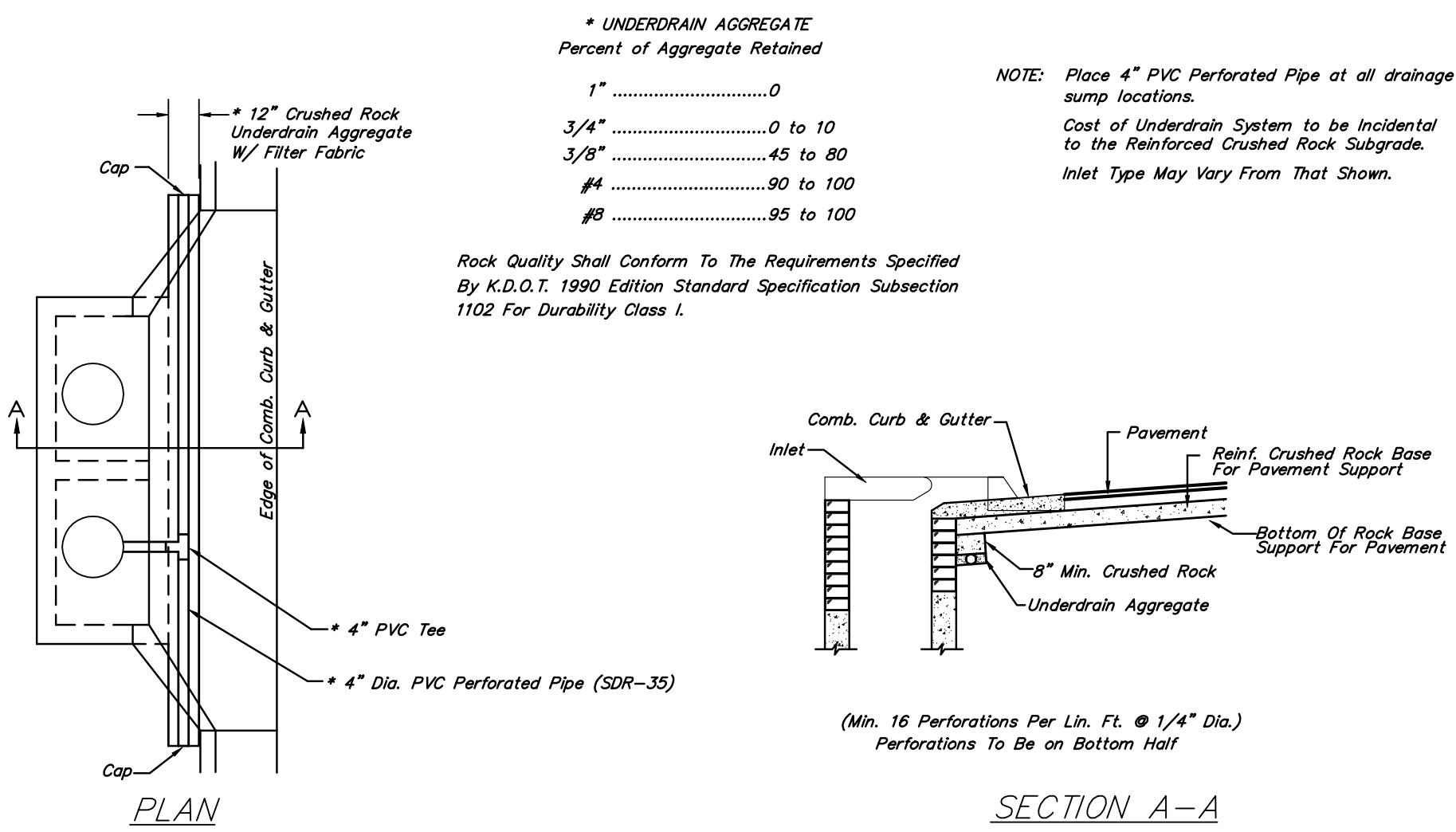


### COMBINED ROLL TYPE CURB & GUTTER

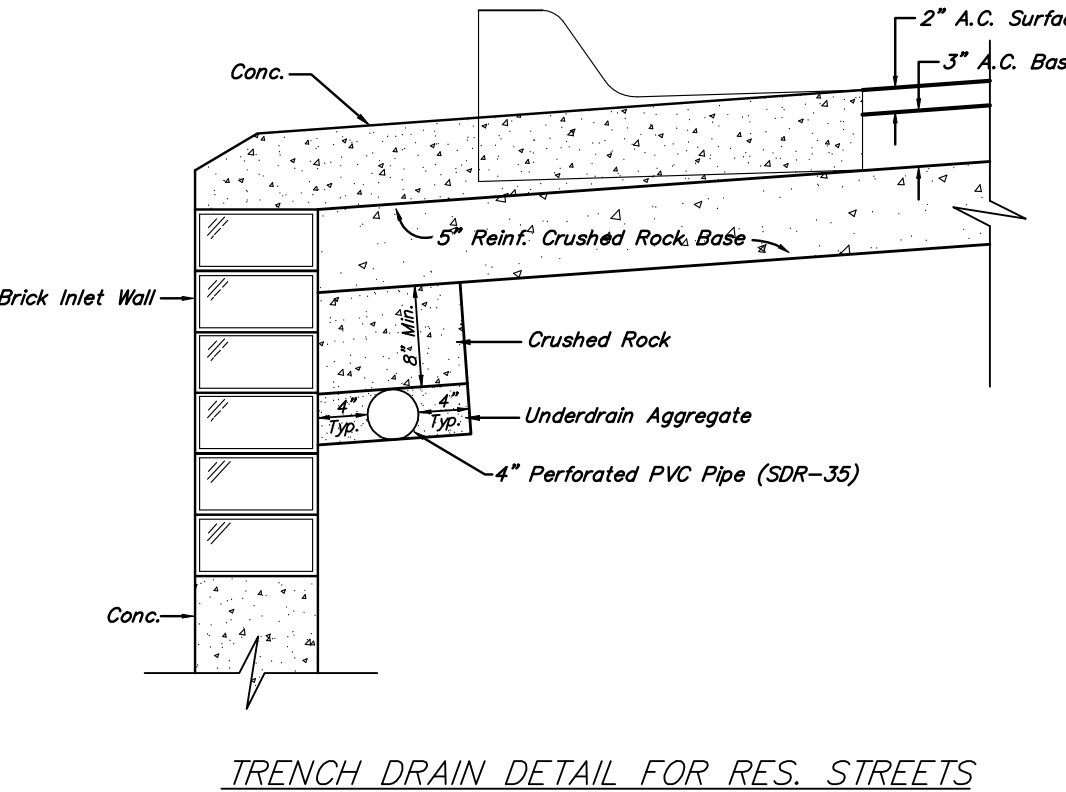


### TRANSVERSE CONSTRUCTION JOINTS

Transverse construction joints shall be constructed in flexible base pavements at locations where pavement joints existing flexible base pavement as shown by the detail. All costs associated with the construction of the transverse joint shall be included in the bid price for Square Yards 5\"/>



PAVEMENT UNDERDRAIN DETAIL NOT TO SCALE



TRENCH DRAIN DETAIL FOR RES. STREETS NOT TO SCALE

	29' B-B Pavement Detail	
	5" AC Pavement with 5" Reinf. Rock Base	
City of Wichita, KS		
Baughman Company, P.A. 315 Ellis St. Wichita, KS 67211 P 316-262-7271 F 316-262-0149		
ENGINEERING   SURVEYING   PLANNING   LANDSCAPE ARCHITECTURE		
PROJECT NUMBER 472-84380	DESIGN C.O.W.	DRAWN STAFF
REVISIONS:	APPROVED	DATE 10/10
	SCALE NONE	SHEET 2 OF 18