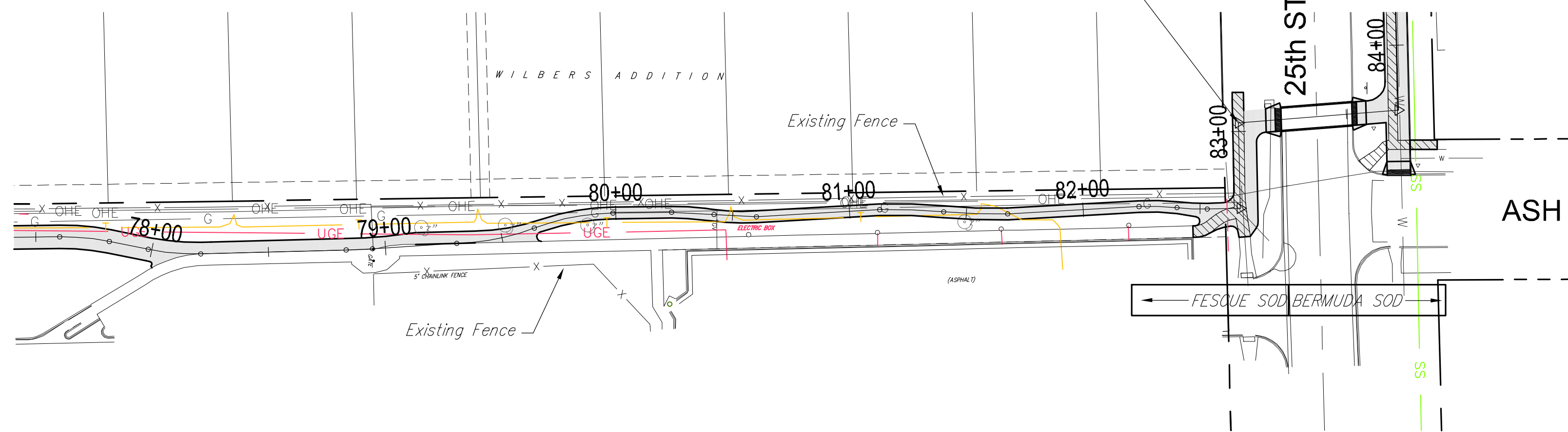
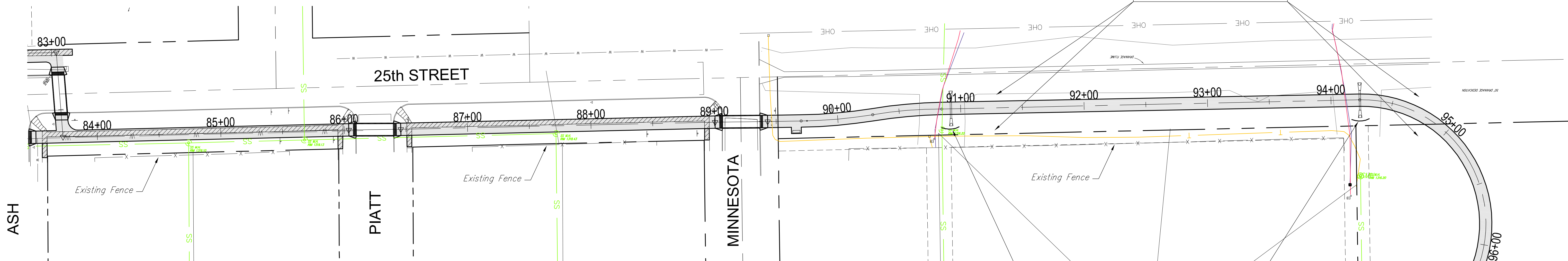


END PLACEMENT OF FESCUE SOD. STA 83+00.



GRASS TURF TO REMAIN BOTH SIDES OF PATH.

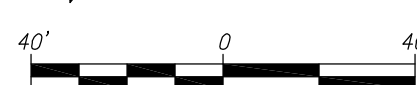



ALL DISTURBED AREAS SHALL BE RESTORED WITH BERMUDA SOD, UNLESS OTHERWISE NOTED.

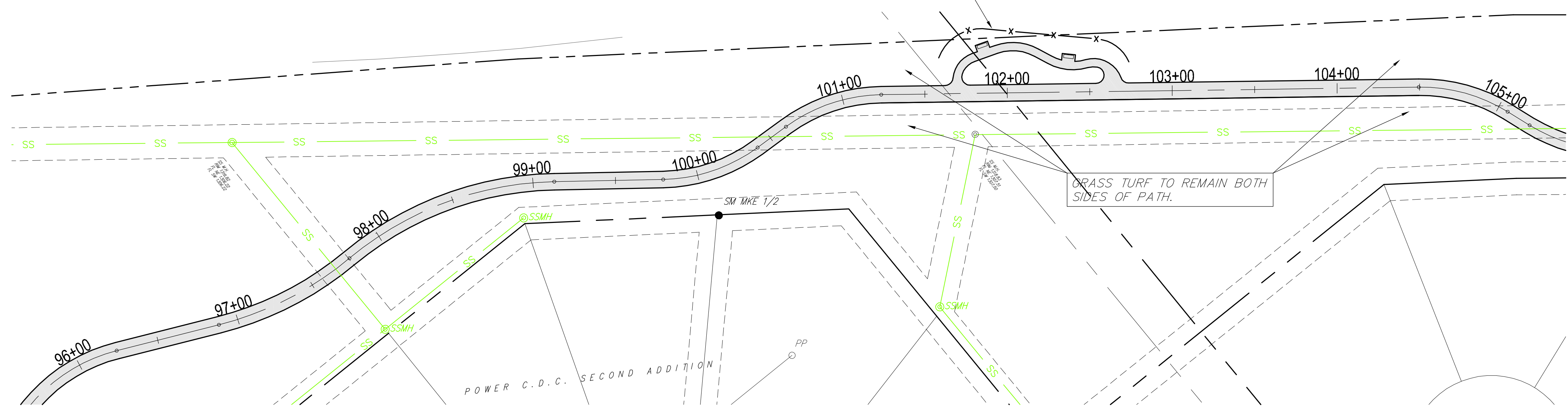
INSTALL 125 L.F. SILT FENCE

INSTALL 20 L.F. SILT FENCE


INSTALL 20 L.F. SILT FENCE



GRASS TURF TO REMAIN BOTH SIDES OF PATH.



### I-135 to K-96 BIKE PATH EROSION CONTROL WICHITA, KANSAS



**Ruggles & Bohm, P.A.**  
Engineering, Surveying, Land Planning  
924 North Main  
Wichita, Kansas 67203  
www.rbkansas.com  
(316) 264-8008  
(316) 264-4621 fax  
E-mail: info@rbkansas.com

DESIGN	TCR	REV. NO.	3334T
DRAWN	RA	SHEET	41
REVIEW		OF	72
UTILITY		DATE	

DRAWING FILE: Engineering Base {Erosion 4}  
PROJECT NUMBER: