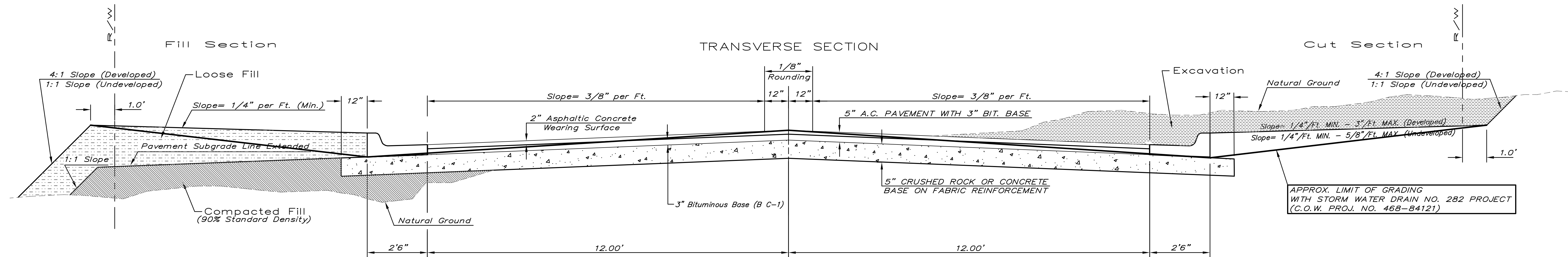
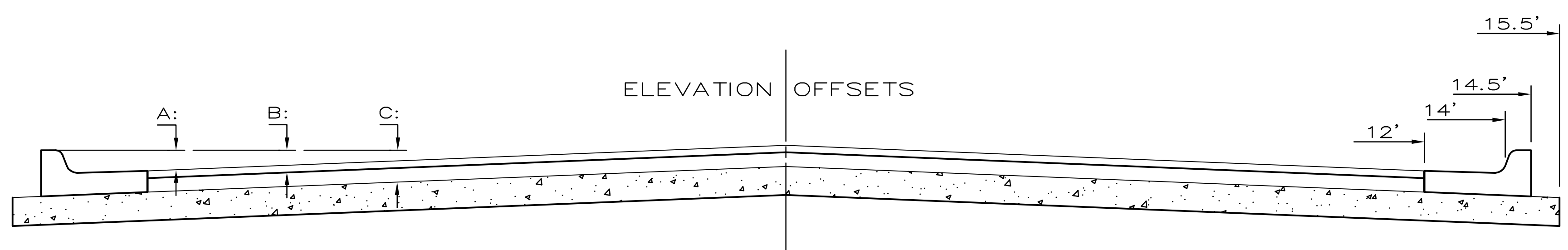


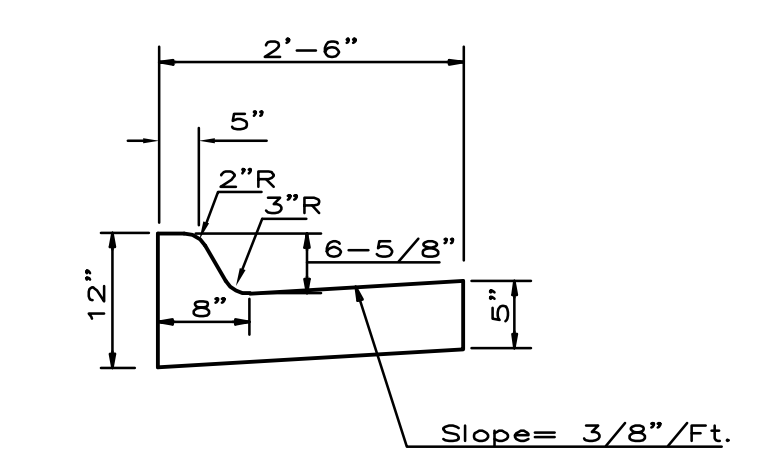
TYPICAL 29' B-B PAVEMENT DETAILS



APPROX. LIMIT OF GRADING WITH STORM WATER DRAIN NO. 282 PROJECT (C.O.W. PROJ. NO. 468-84121)



| | DISTANCE FROM CENTERLINE (L.T. & R.T.) | | | | | | | | | | |
|---|--|------|------|------|------|------|------|------|------|-------|-------|
| | 0' | 2' | 4' | 6' | 7' | 8' | 10' | 12' | 14' | 14.5' | 15.5' |
| A: Top of Curbs to Top of Surface Lift | 0.13 | 0.18 | 0.24 | 0.30 | 0.33 | 0.36 | 0.43 | 0.49 | - | - | - |
| B: Top of Curbs to Top of Upper Base Lift | 0.30 | 0.35 | 0.41 | 0.47 | 0.50 | 0.53 | 0.60 | 0.66 | - | - | - |
| C: Top of Curbs to Top of C.R. Subgrade | 0.55 | 0.60 | 0.66 | 0.72 | 0.75 | 0.78 | 0.85 | 0.91 | 0.97 | 0.98 | 1.01 |

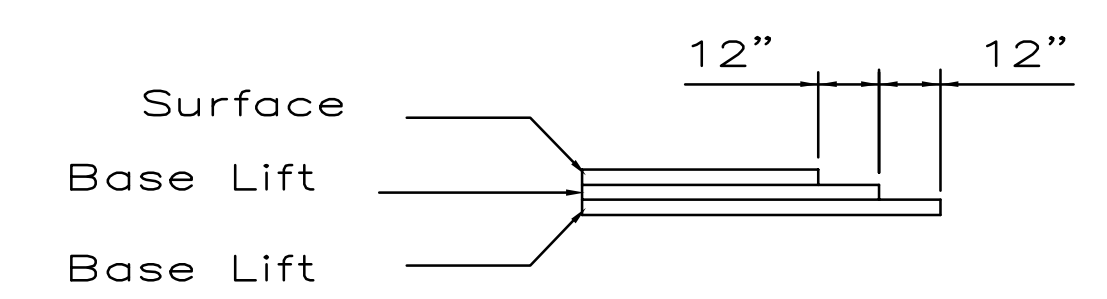


COMBINED CURB & GUTTER

CRUSHED ROCK GRADATION REQUIREMENTS PERCENT OF AGGREGATE RETAINED

| | |
|--------|-------|
| 2-1/2" | 0 |
| 3/4" | 20-60 |
| #4 | 50-80 |
| #40 | 80-94 |
| #200 | 90-98 |

ROCK QUALITY SHALL CONFORM TO THE REQUIREMENTS SPECIFIED BY THE KDOT 2007 EDITION STANDARD SPECIFICATION SUBSECTION 1102 FOR DURABILITY CLASS I



TRANSVERSE CONSTRUCTION JOINTS

Transverse construction joints shall be constructed in flexible base pavements at locations where pavement joints existing flexible base pavement as shown by the detail. All costs associated with the construction of the transverse joint shall be included in the bid price for Square Yards 5" ASPHALTIC CONCRETE (3" BITUMINOUS BASE).

General Notes

FABRIC BASE REINFORCEMENT SHALL BE B X 1100 GEOGRID AS MANUFACTURED BY TENSAR CORPORATION OR APPROVED EQUAL. FABRIC BASE REINFORCEMENT SHALL BE INSTALLED IN ACCORDANCE WITH MANUFACTURER'S RECOMMENDATIONS.

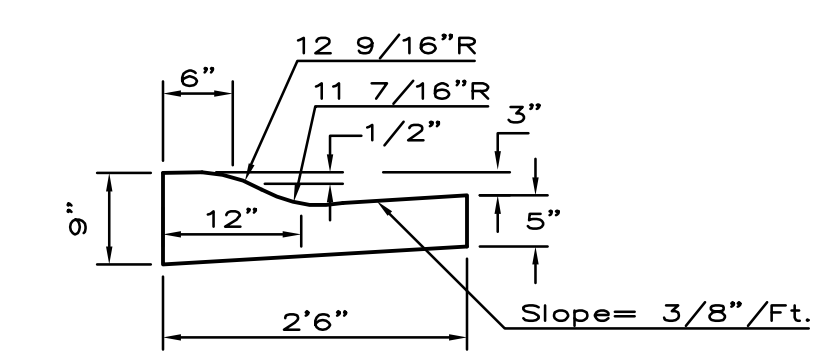
ROCK BASE IS TO BE COMPACTED AND SMOOTHED WITH A STEEL FACED ROLLER PRIOR TO PLACEMENT OF ASPHALT. TACK COAT WILL NOT BE APPLIED TO ROCK BASE.

A TACK COAT OF EMULSIFIED ASPHALT (SC-1H OR CSS-1H) SHALL BE APPLIED AT AN APPROXIMATE RATE OF 0.05 GALLONS PER SQUARE YARD BETWEEN EACH LIFT OF ASPHALTIC MATERIAL.

BITUMINOUS BASE AND ASPHALTIC CONCRETE WEARING SURFACE SHALL BE PLACED WITH A LAYDOWN MACHINE HAVING AUTOMATIC CONTROLS FOR LINE AND GRADE.

CONSTRUCTION JOINTS IN EACH LIFT SHALL BE STAGGERED A MINIMUM DISTANCE OF ONE (1) FOOT FROM JOINTS IN PRECEDING LIFTS AND PLACED SO THAT A JOINT WILL BE CONSTRUCTED ON THE CENTERLINE OF THE TOP LIFT.

THE ASPHALTIC CONCRETE BETWEEN THE COMBINED CURB AND GUTTER SHALL BE PAID AS SQUARE YARDS OF 5" ASPHALTIC CONCRETE (3" BITUMINOUS BASE.)



COMBINED ROLL TYPE CURB & GUTTER

29' PAVEMENT
5" ASPHALTIC CONCRETE
W/CRUSHED ROCK BASE

CITY ENGINEER
JAMES L. ARMOUR, P.E., L.S.

| | | |
|-----------------------------|----------------------|-----------------|
| PROJECT NUMBER 472-84800 | OCA NUMBER 766244 | DATE 03/2010 |
|-----------------------------|----------------------|-----------------|

CITY ENGINEER'S OFFICE
CITY HALL - SEVENTH FLOOR
455 NORTH MAIN STREET
WICHITA, KANSAS 67202-1620
(316) 268-4501
(316) 268-4114 FAX

| | |
|------------------|---------------|
| DESIGN CITY | DRAWN CITY |
| SHEET 8 OF 50 | |