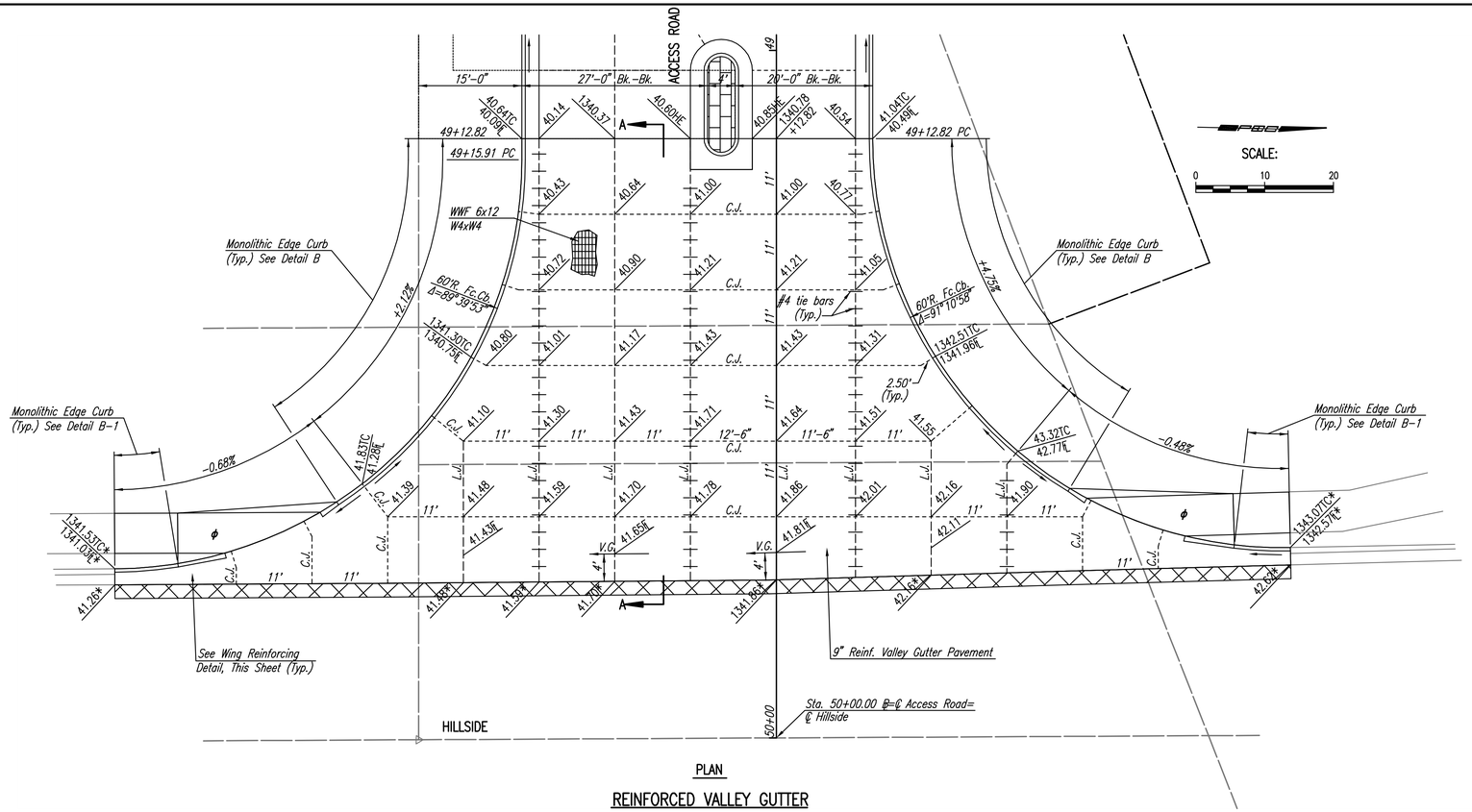

PLAN

REINFORCED VALLEY GUTTER

6"x12" W4xW4 WIRE FABRIC REINFORCING SHALL BE PLACED SUCH THAT THE WIRES WITH THE 6" SPACING WILL RUN PARALLEL WITH THE LONGITUDINAL JOINT.

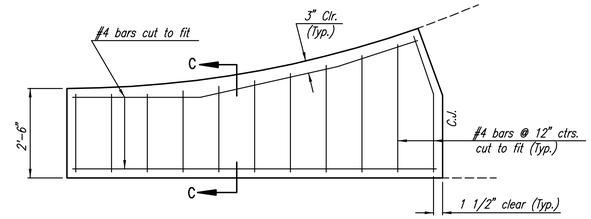

WING REINFORCING DETAIL

NOTE: OMIT WIRE FABRIC REINFORCING IN THIS SECTION.

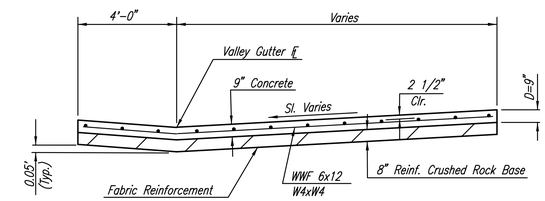

SECTION A-A

NOTE: OMIT REINFORCING MESH AT ALL JOINTS

NOTE: ALL CONCRETE VALLEY GUTTER REINFORCEMENT SHALL BE ADEQUATELY SUPPORTED BY BAR CHAIRS IN THE REQUIRED POSITION UNLESS APPROVED OTHERWISE BY THE ENGINEER.

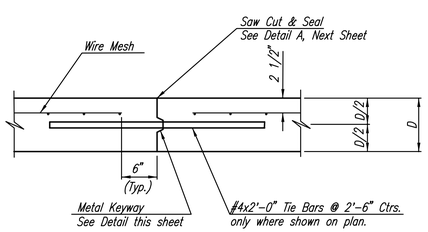

LONGITUDINAL CONSTRUCTION JOINT DETAIL
REINFORCED PAVEMENT
(TRANSVERSE SECTION)
(ALTERNATE L.J.)

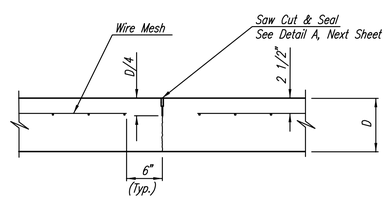

CONTRACTION JOINT DETAIL
REINFORCED PAVEMENT
(C.J.)

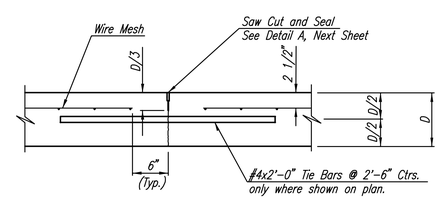

LONGITUDINAL JOINT DETAIL
REINFORCED PAVEMENT
(TRANSVERSE SECTION)
(L.J.)

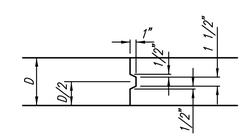

KEYWAY DETAIL

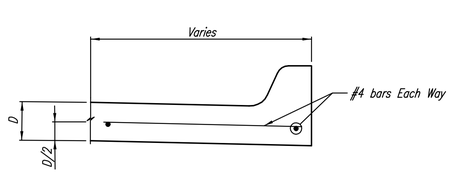

SECTION C-C

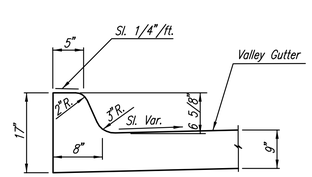

DETAIL B

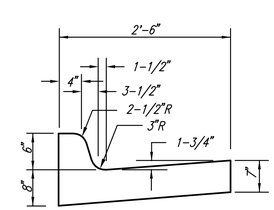

DETAIL B-1
STATE CURB
MODIFIED TYPE I
COMBINED CURB & GUTTER

⊛ TRANSITION FROM COMBINED CURB AND GUTTER (6 5/8" STD.) TO MODIFIED TYPE I COMBINED CURB AND GUTTER. SHALL BE PAID FOR AS "MONOLITHIC EDGE CURB."

ϕ Construct Std. Wheelchair Ramp, See Sheet No. 19.

No.	Revision	By	Date

HEARTLAND PREPAREDNESS CENTER
PAVING AND DRAINAGE IMPROVEMENTS

VALLEY GUTTER PLAN

JAMES L. ARMOUR, P.E.– CITY ENGINEER
CITY OF WICHITA PROJ. NO. 472-84898

Professional Engineering Consultants, P.A.
303 S. TOPEKA • WICHITA, KANSAS 67202
316-262-2691 • FAX 316-262-3003

Designed by	BMM	Job No. 35-09307	Sheet 17 of 59
Drawn by	BJS	Date December 2009	

Saved: 01-17-2011 5:12:27 PM by BJS
Plotted: Sep 17, 2010 - 11:20:11 AM by BILL J. SEDSON
Q:\2009\09307\DWG\PAVING\09307-17C-VALLEY GUT DTLS