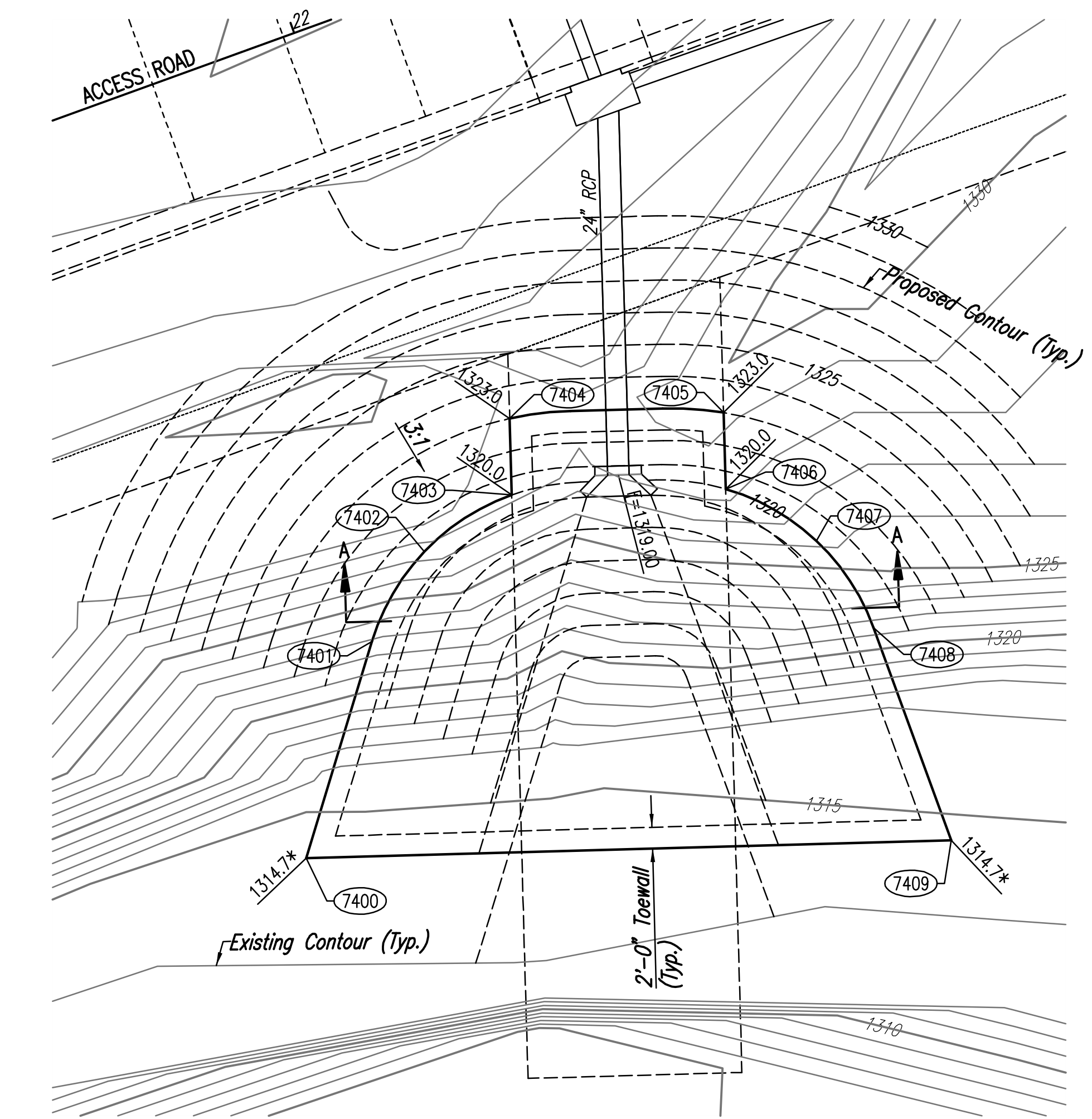
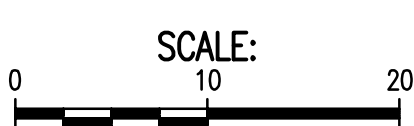


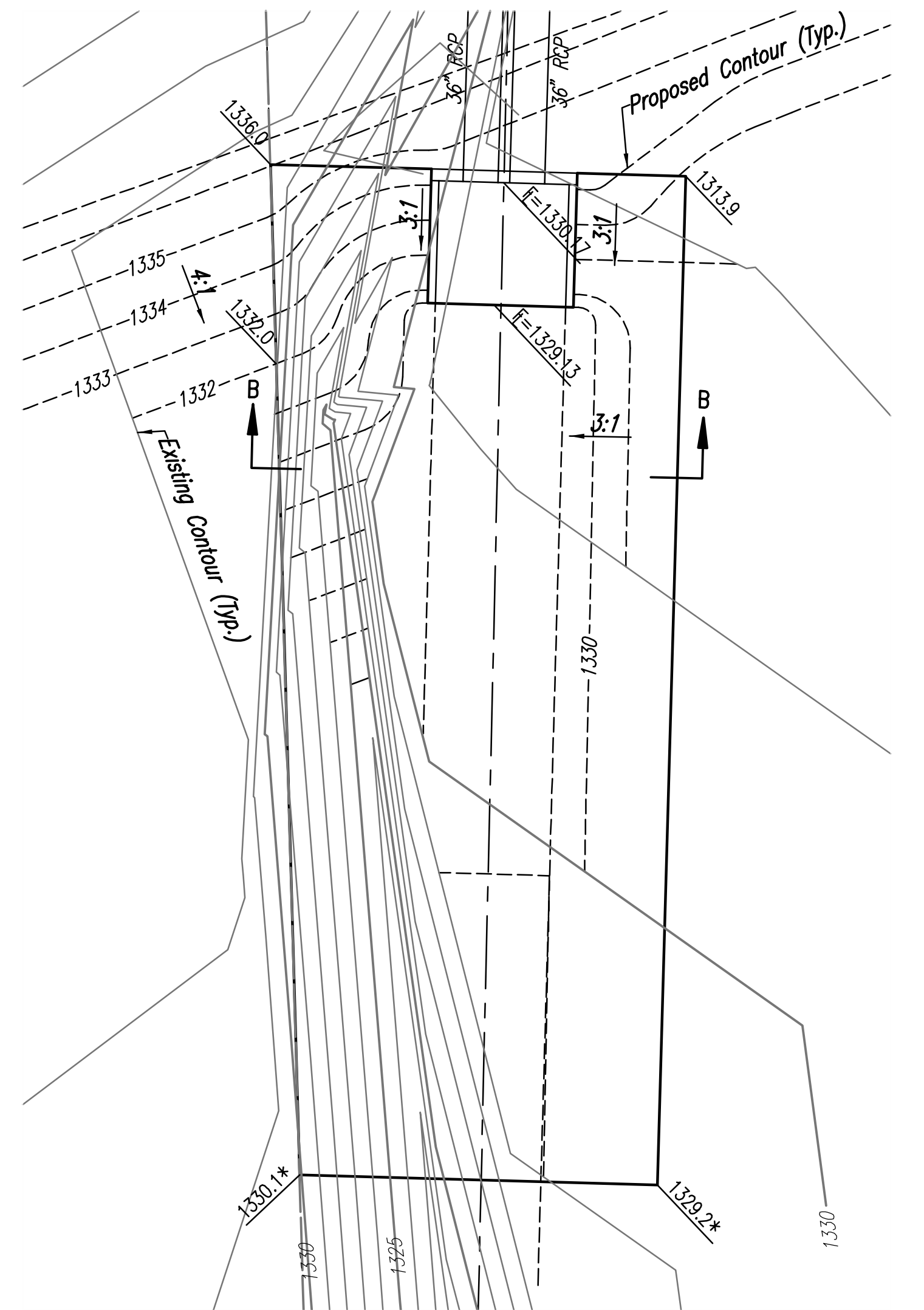
RIPRAP PLAN
(Retaining Wall)



RIPRAP PLAN
(SWS Line No. 1)

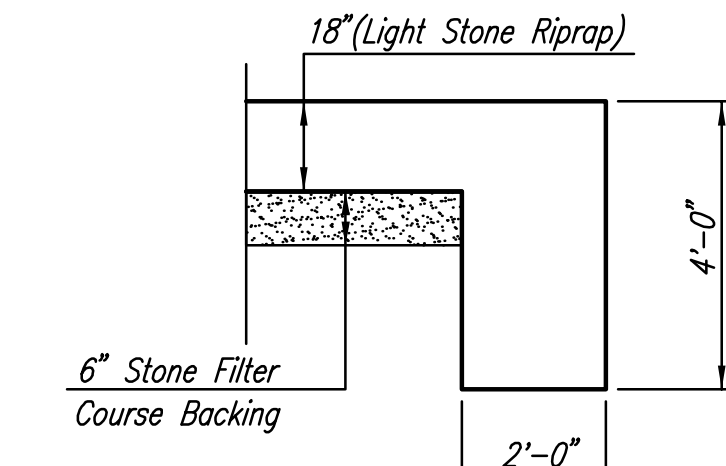
POINT	NORTH	EAST
7400	40,430.5032	39,966.8078
7401	40,450.7386	39,972.9343
7402	40,459.1490	39,977.8387
7403	40,464.4438	39,986.0090
7404	40,471.5845	39,985.8107
7405	40,472.1397	40,005.8030
7406	40,464.9990	40,006.0013
7407	40,460.1659	40,014.4529
7408	40,452.0406	40,019.8164
7409	40,432.1764	40,027.0565

7400 = COORDINATE POINT NO.



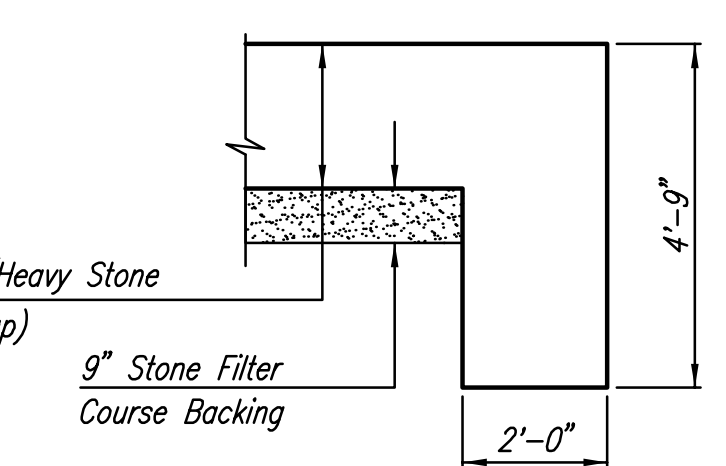
RIPRAP PLAN
(SWS Line No. 3A)

	SIZE REQUIREMENTS FOR ROCK RIPRAP					
	PERCENT HEAVIER THAN:					
	1/4 TON	250 LBS.	200 LBS.	180 LBS.	60 LBS.	10 LBS.
HEAVY	0%	0%	50%	5-15%	50-70%	85-100%
LIGHT	0%	0%	5-15%	50-70%	85-100%	90%



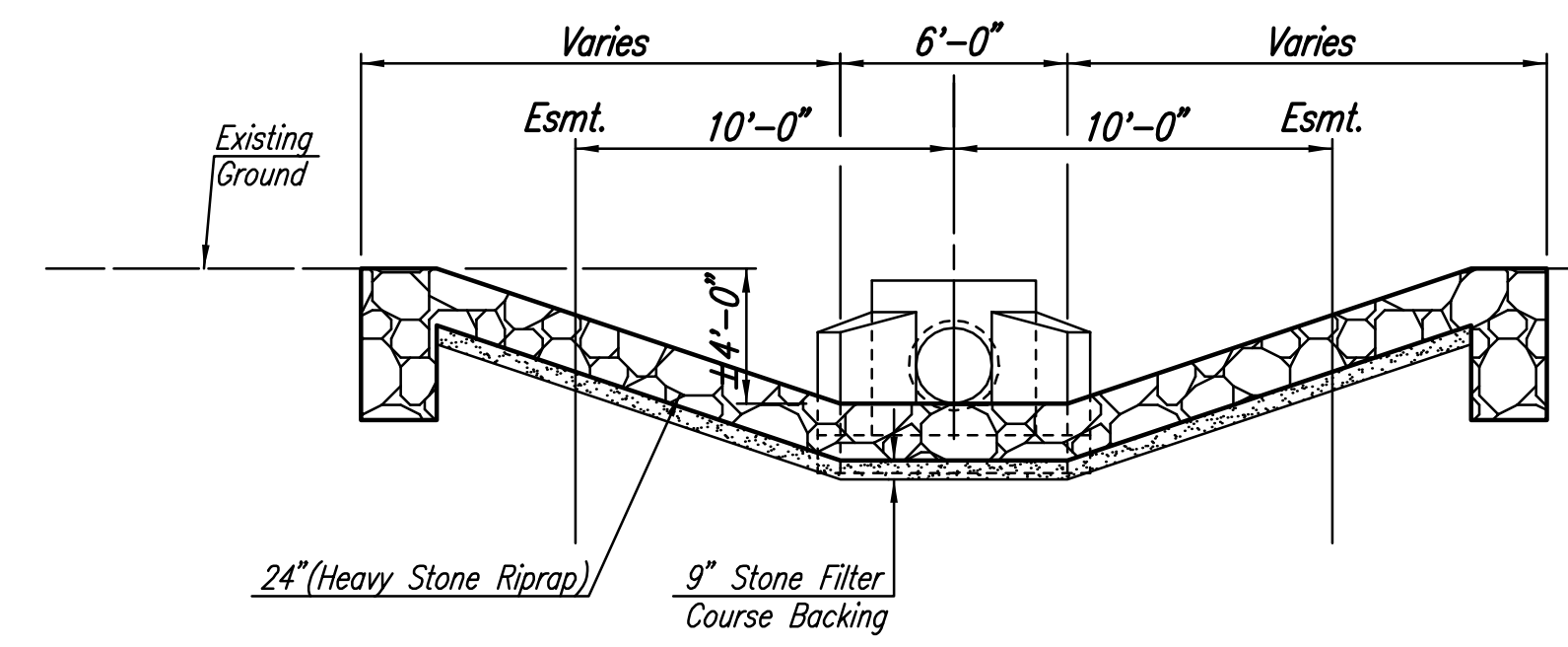
TYPICAL SECTION THRU TOEWALL
NO SCALE

- NOTES
- ALL RIPRAP FOR THIS PROJECT SHALL BE NATURAL STONE. NEITHER BROKEN CONCRETE, FABRIC ENVELOPE, NOR PREMIXED DRY PACKAGED CONCRETE BAG ALTERNATES WILL BE ALLOWED.
 - TOEWALLS SHALL BE INSTALLED ALONG ALL EDGES OF STONE RIPRAP OR AS SHOWN ON PLANS.
 - GROUTING OF THE SURFACE OF THE RIPRAP SHALL NOT BE PERFORMED. GROUTING OF THE TOEWALLS SHALL BE PERFORMED PER CITY SPECIFICATIONS.

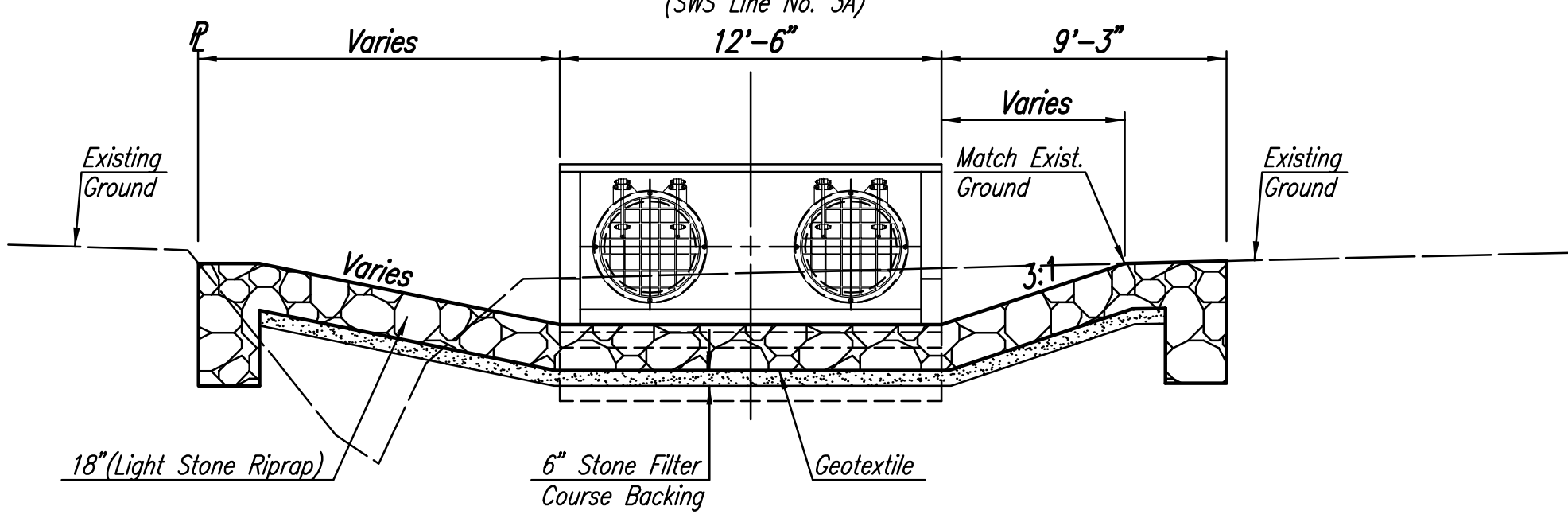


TYPICAL SECTION THRU TOEWALL
NO SCALE

- NOTES
- ALL RIPRAP FOR THIS PROJECT SHALL BE NATURAL STONE. NEITHER BROKEN CONCRETE, FABRIC ENVELOPE, NOR PREMIXED DRY PACKAGED CONCRETE BAG ALTERNATES WILL BE ALLOWED.
 - TOEWALLS SHALL BE INSTALLED ALONG ALL UNPROTECTED EDGES OF STONE RIPRAP.
 - GROUTING OF THE SURFACE OF THE RIPRAP SHALL NOT BE PERFORMED. GROUTING OF THE TOEWALLS SHALL BE PERFORMED PER CITY SPECIFICATIONS.




SECTION A-A
(SWS Line No. 1)



SECTION B-B
(SWS Line No. 2)

Scaled 01-17-2011 2:48:24 PM by BJS
 Plot Scale 1:10 01-17-2011 2:49:49 PM by BILL J. SEKSON
 G:\2009\08307\000\PAVING\08307-41C-RIPRAP AND MISC.DIMS



No.	Revision	By	Date
HEARTLAND PREPAREDNESS CENTER PAVING AND DRAINAGE IMPROVEMENTS RIPRAP AND MISCELLANEOUS DETAILS JAMES L. ARMOUR, P.E. - CITY ENGINEER CITY OF WICHITA PROJ. NO. 472-84898 Professional Engineering Consultants, P.A. 303 S. TOPKA • WICHITA, KANSAS 67202 316-262-2691 • FAX 316-262-3003			
Designed by	BMM	Job No.	35-09307
Drawn by	BJS	Date	December 2009

Sheet 41 of 59