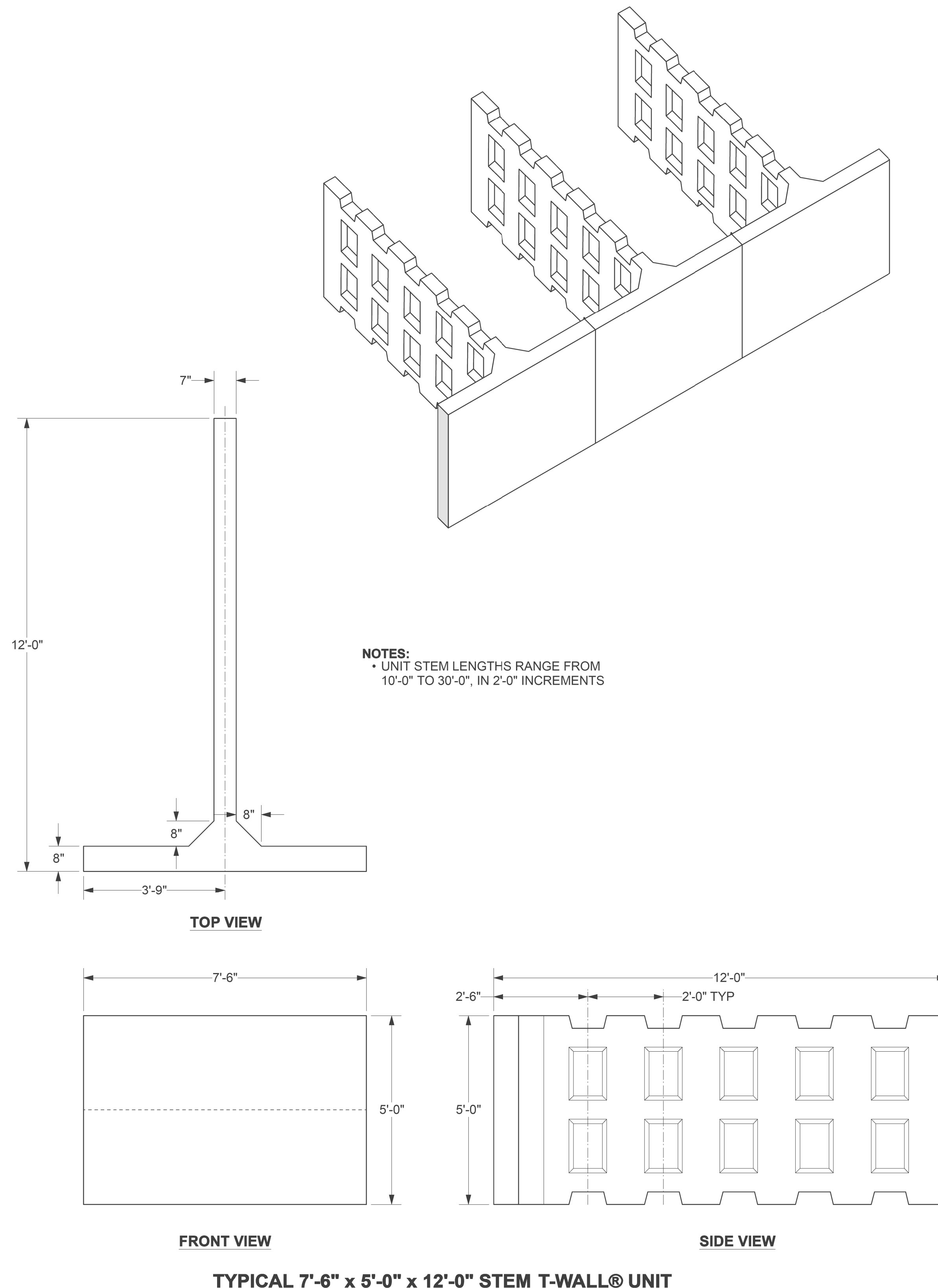


HEARTLAND PREPAREDNESS CENTER

WICHITA, KS

T-WALL® RETAINING WALL SYSTEM



NOTES:
• UNIT STEM LENGTHS RANGE FROM 10'-0" TO 30'-0", IN 2'-0" INCREMENTS


TOP VIEW

FRONT VIEW

SIDE VIEW

TYPICAL 7'-6" x 5'-0" x 12'-0" STEM T-WALL® UNIT

DESIGNER



THE NEEL COMPANY

8328-D TRAFORD LANE
SPRINGFIELD, VIRGINIA 22152
PH: (703) 913-7858
FX: (703) 913-7859
WEB: WWW.NEELCO.COM

PRECASTER

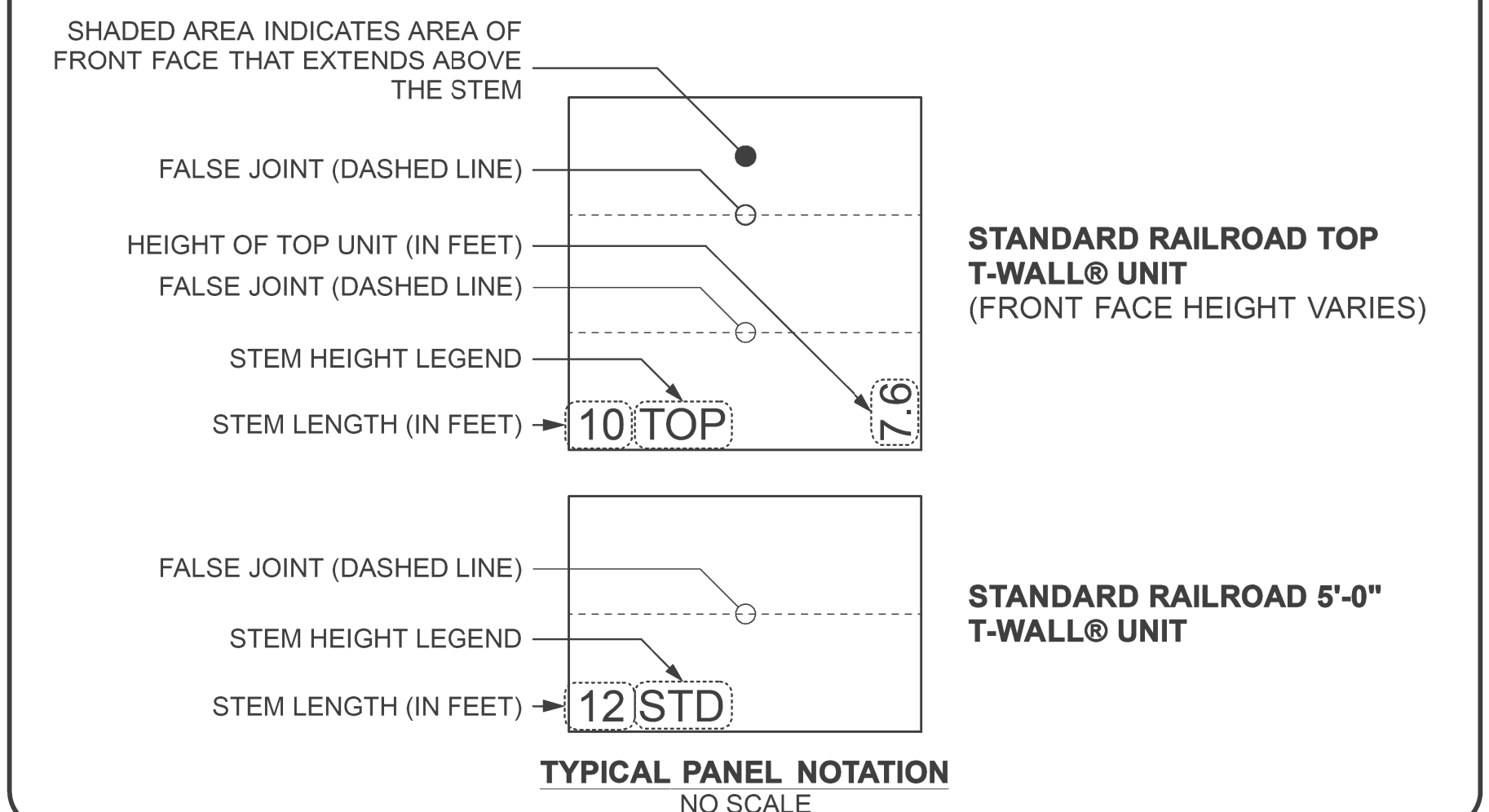
WICHITA CONCRETE PIPE COMPANY

221 WEST 37th STREET NORTH
WICHITA, KS 67204
PH: (316) 838-8651
FX: (316) 838-0838

INDEX OF DRAWINGS

SHEET	TITLE	REV #	DATE
A-1	COVER SHEET		10/28/10
A-2	TYPICAL T-WALL® NOMENCLATURE		10/28/10
A-3	WALL 1 - PLAN & ELEVATION		10/28/10
A-4	WALL 1 - SECTION, QUANTITIES AND NOTES		10/28/10

LEGEND




The design contained on these drawings is based upon information provided by the owner. On the basis of this information, The Neel Company has designed, and is responsible for, the internal stability of the structure only. External stability, including foundation and slope stability, is the responsibility of the owner.
This drawing contains information proprietary to The Neel Company. T-WALL® is a registered trademark owned by The Neel Company. The Neel Company is the exclusive licensee of the T-WALL® patent. © 2010 The Neel Company

PRECASTER: WICHITA CONCRETE PIPE
PROJECT #:

CONTRACTOR:
PROJECT #:


DESIGNER



THE NEEL COMPANY

8328-D TRAFORD LANE
SPRINGFIELD, VIRGINIA 22152
PH: (703) 913-7858
FX: (703) 913-7859
WEB: WWW.NEELCO.COM
PROJECT #: TW3723

CERTIFIED WITH RESPECT TO INTERNAL STABILITY OF T-WALL® STRUCTURES ONLY



REVISIONS

HEARTLAND PREPAREDNESS CENTER

WICHITA, KS

DESIGN DRAWINGS
COVER SHEET

T-WALL® RETAINING WALL SYSTEM

SCALE:	NO SCALE
DATE:	10/28/10
DESIGNED BY:	KD
DRAWN BY:	ACS/KB
CHECKED BY:	KD
SHEET:	A-1