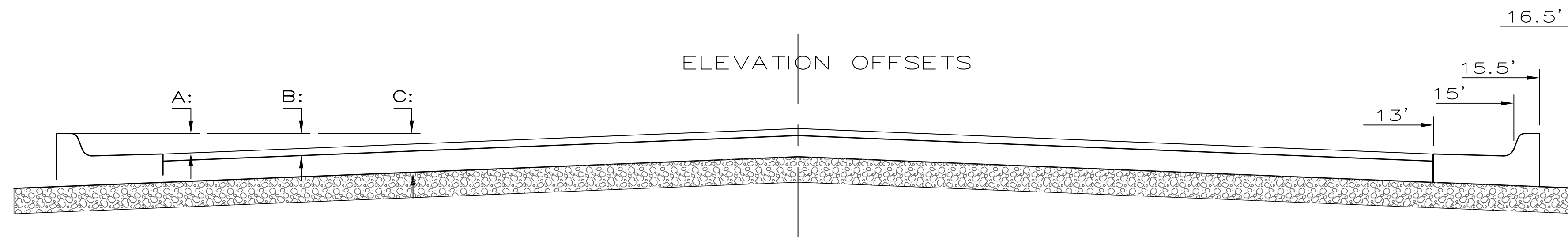
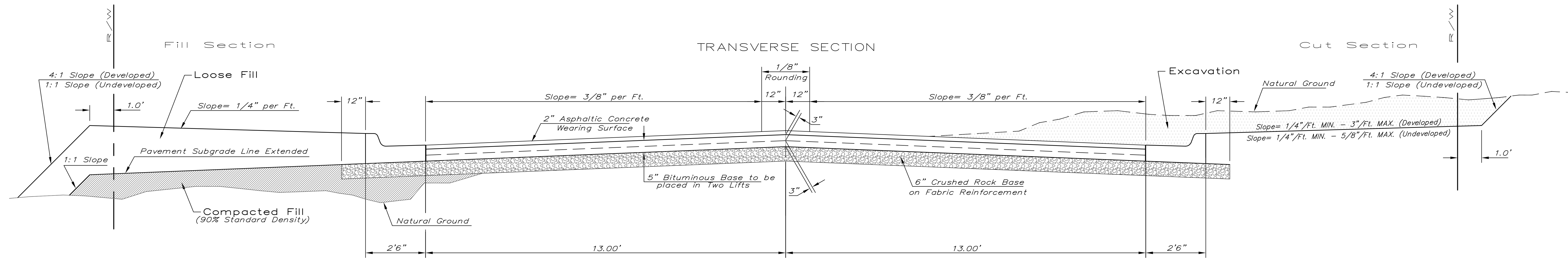


# TYPICAL 31' B-B PAVEMENT DETAILS



### General Notes

THE ASPHALTIC CONCRETE PAVEMENT BETWEEN THE COMBINED CURB AND GUTTER SHALL BE PAID AS SQUARE YARDS OF 7" ASPHALTIC CONCRETE W/ (5" BITUMINOUS BASE).

THE BITUMINOUS BASE UNDER AND BEHIND THE COMB. CURB AND GUTTER SHALL BE PAID AS SQUARE YARDS OF 2 1/2" BITUMINOUS BASE.

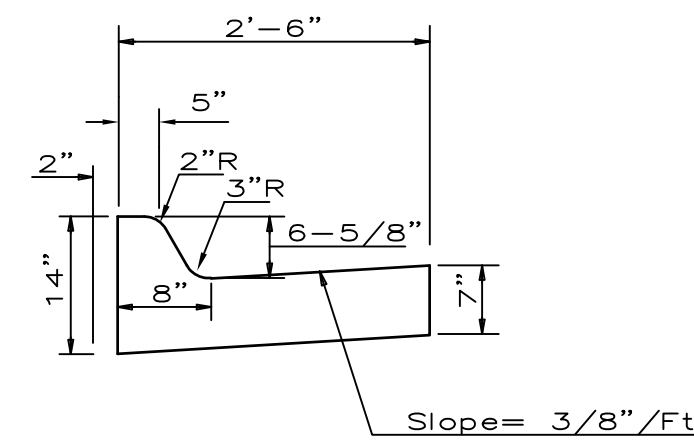
A TACK COAT OF EMULSIFIED ASPHALT (SC-1H OR CSS-1H) SHALL BE APPLIED AT AN APPROXIMATE RATE OF 0.05 GALLONS PER SQUARE YARD BETWEEN EACH LIFT OF ASPHALTIC MATERIAL.

BITUMINOUS BASE AND ASPHALTIC CONCRETE WEARING SURFACE SHALL BE PLACED WITH A LAYDOWN MACHINE HAVING AUTOMATIC CONTROLS FOR LINE AND GRADE.

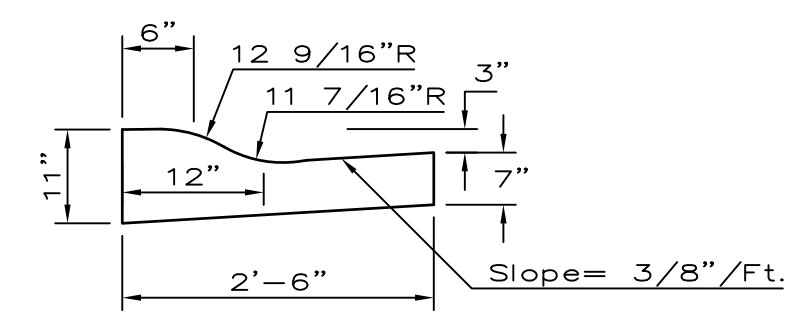
CONSTRUCTION JOINTS IN EACH LIFT SHALL BE STAGGERED A MINIMUM DISTANCE OF ONE (1) FOOT FROM JOINTS IN PRECEDING LIFTS AND PLACED SO THAT A JOINT WILL BE CONSTRUCTED ON THE CENTERLINE OF THE TOP LIFT.

CONTRACTOR TO BID ONLY ONE SUBGRADE TREATMENT ALTERNATE WHEN ALTERNATES ARE PROVIDED IN THE PROPOSAL AND CONTRACT. THE ALTERNATE CHOSEN BY THE SUCCESSFUL BIDDER SHALL BE USED IN CONSTRUCTING THIS PROJECT.

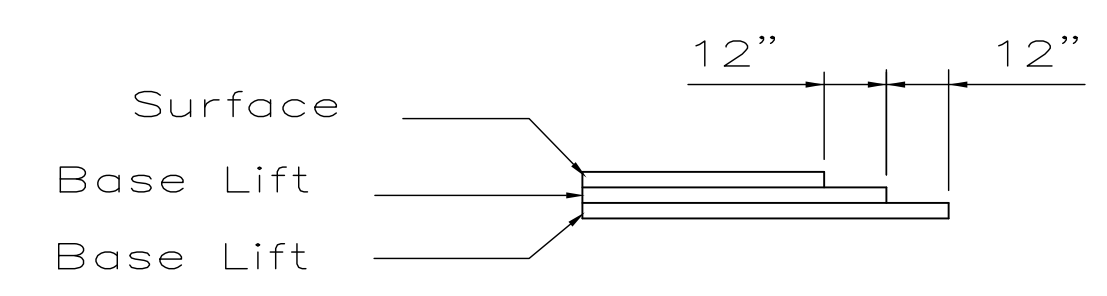
	DISTANCE FROM CENTERLINE (LT. & RT.)										
	0'	2'	4'	6'	7.5'	10'	12'	13'	15'	15.5'	16.5'
A: Top of Curbs to Top of Surface Lift	0.10	0.14	0.21	0.27	0.32	0.39	0.46	0.49	-	-	-
B: Top of Curbs to Top of Upper Base Lift	0.25	0.32	0.38	0.44	0.49	0.57	0.63	0.66	-	-	-
C: Top of Curbs to Top of Subgrade	0.67	0.73	0.79	0.86	0.90	0.98	1.04	1.08	1.13	1.17	1.20



COMBINED CURB & GUTTER (6-5/8")



COMBINED ROLL TYPE CURB & GUTTER (3 3/8")



### TRANSVERSE CONSTRUCTION JOINTS

Transverse construction joints shall be constructed in flexible base pavements at locations where pavement joins existing flexible base pavement as shown by the detail. All costs associated with the construction of the transverse joint shall be included in the bid price for Square Yards 7" ASPHALTIC CONCRETE (5" BITUMINOUS BASE).

<p>THE CITY OF WICHITA</p> <p>CITY ENGINEER'S OFFICE CITY HALL - SEVENTH FLOOR 455 NORTH MAIN STREET WICHITA, KANSAS 67202 (316) 268-4591 (316) 268-4114 FAX</p>	<p><b>31' PAVEMENT</b> <b>7" ASPHALTIC CONCRETE</b> <b>W/CRUSHED ROCK BASE</b></p>	
	PROJECT NUMBER	OCA #
DATE MAR 96	SHEET 2 OF 22	