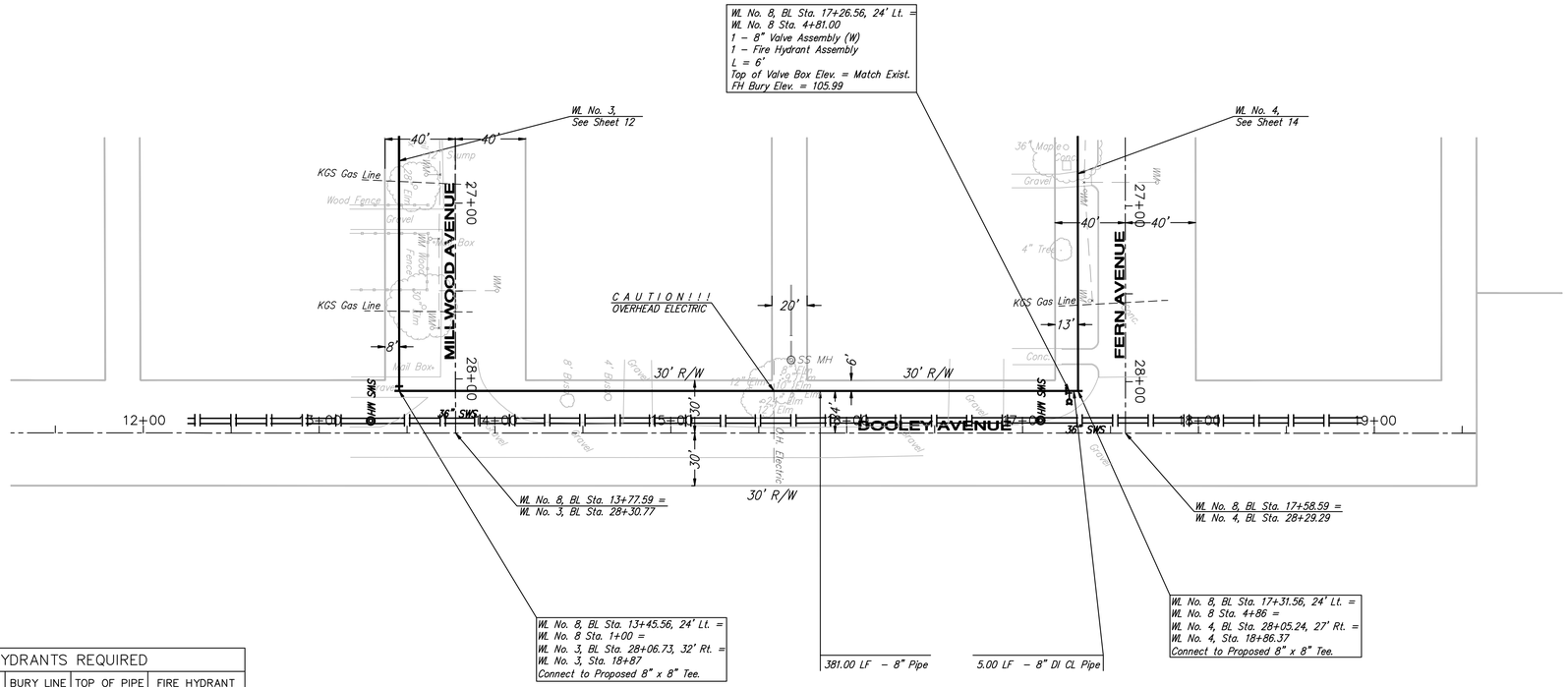

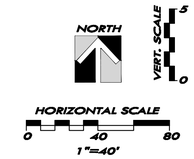

LEGEND

PP	UTILITY POLE
LP	LIGHT POLE
DM	DEAD MAN
WM	WATER METER
WV	WATER VALVE
GV	GAS VALVE
SS MH	SANITARY SEWER MANHOLE
SWS MH	STORM SEWER MANHOLE

FIRE HYDRANTS REQUIRED			
STATION	BURY LINE ELEVATION	TOP OF PIPE ELEVATION	FIRE HYDRANT BURY REQUIRED*
WL NO. 8, STA. 4+81	105.99	102.61	4.0'

(FOR FIRE HYDRANT ASSEMBLY, SEE DETAIL, SHEET 27)

NOTES:

1. UNLESS OTHERWISE INDICATED, DIMENSIONS ARE MEASURED TO CENTERLINE OF FITTINGS IN PLAN VIEW AND TOP OF PIPE IN PROFILE VIEW.
2. WL NO. 8 BASELINE = CENTERLINE OF DOOLEY AVENUE RIGHT-OF-WAY.
3. REFER TO SHEET 2, NOTE NO. 8, FOR DIRECTIONAL DRILLING REQUIREMENTS.

WATER LINE NO. 8

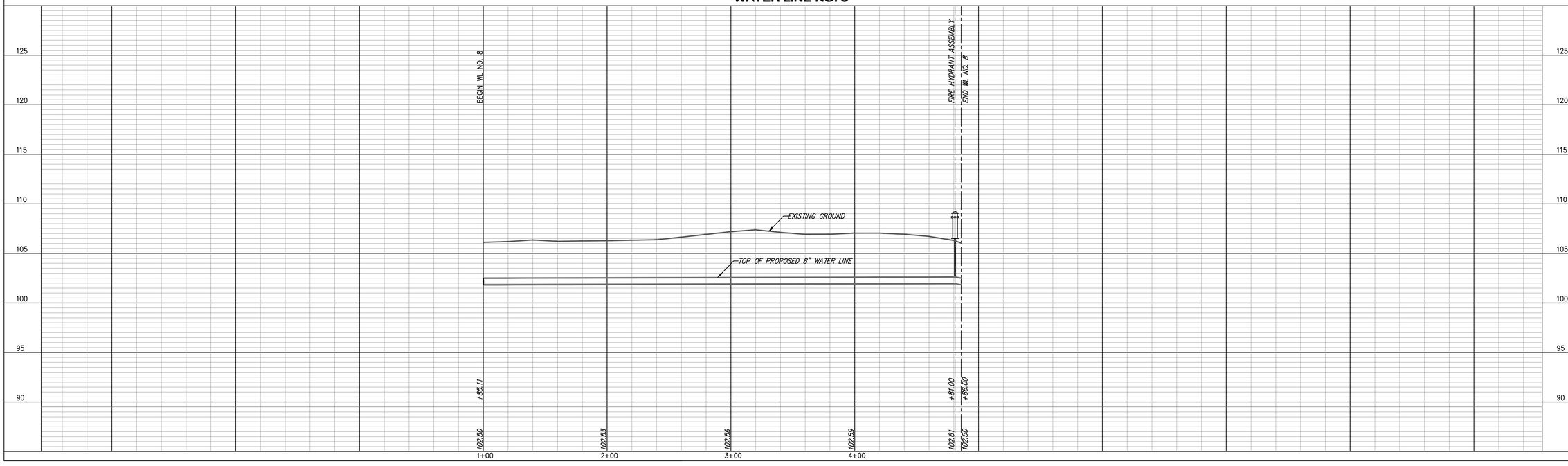

YOUNG & ASSOCIATES, P.A.
Civil and Environmental Engineers
100 S. Georgie, Derby, KS 67037
tele:(316)788-2552 ■ fax:(316)788-4408 ■ email:yountgroup@onemain.com

Copyright 2006, by Young & Associates, P.A., all rights reserved. Prepared in the United States of America. This document contains information which is confidential and proprietary to Young & Associates, P.A. and may not be reproduced in any form without the express written consent of Young & Associates, P.A. Electronic media is subject to inherent degradation. The electronic media is the property of Young & Associates, P.A. The delivery of the original or copies thereof does not constitute publication thereof.

WATER LINE NO. 8 PLAN AND PROFILE

McCormicks Water Main Replacement

City of Wichita, Sedgwick County, Kansas

REVISIONS			
COMMENTS	DATE	BY	APP.

PROJECT NO.: 06-228
DATE: 2-15-07
DRAWN: DAS
DESIGNED: DAS
CHECKED: CRY
APPROVED: