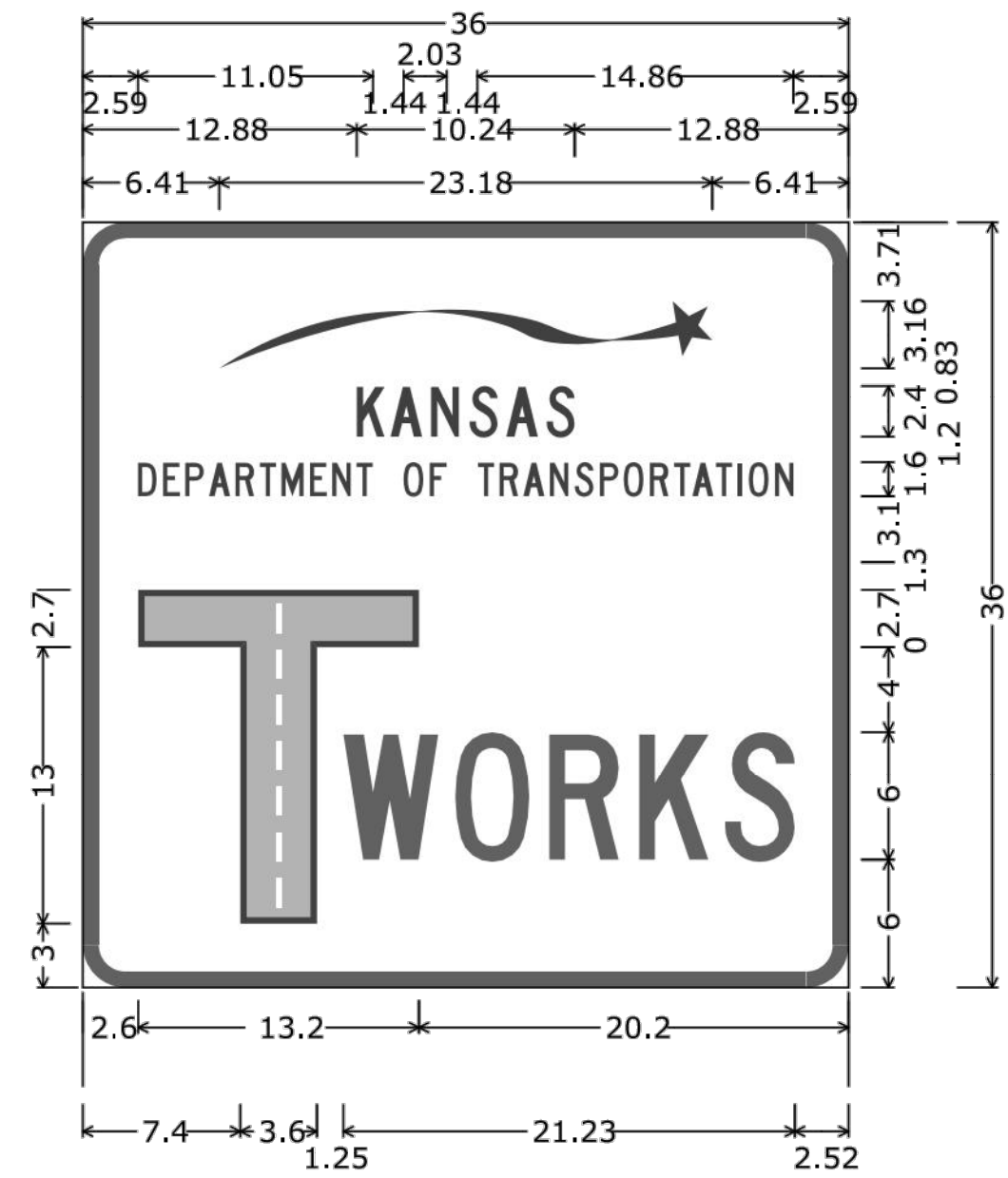
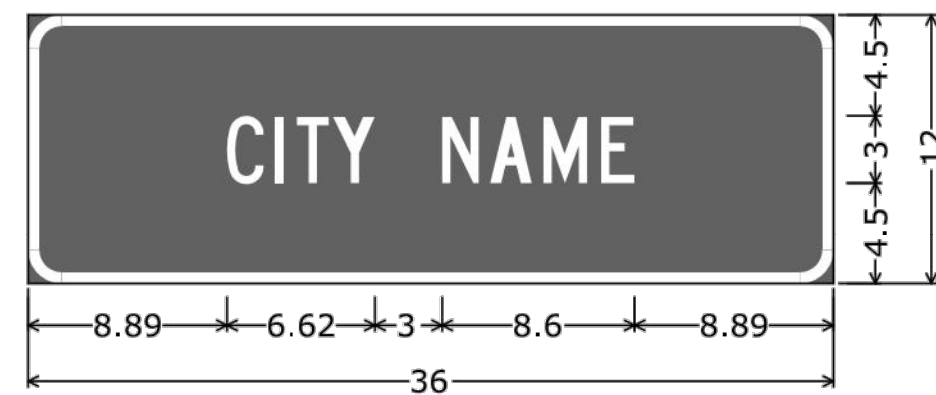


FHWA REG. NO.	STATE	PROJECT NO.	YEAR	SHEET NO.	TOTAL SHEETS
7	KANSAS	15-87 U-2192-01	2010	14	16



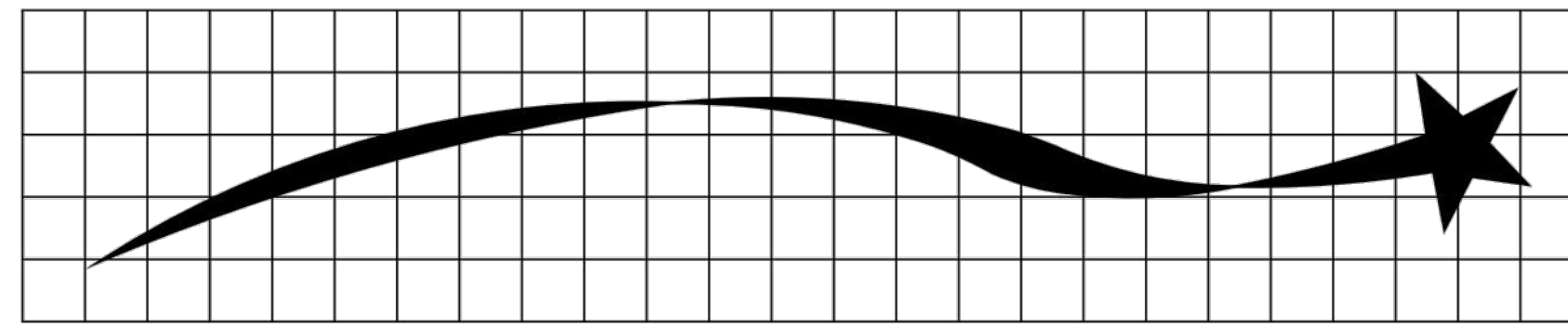
SPECIAL TWORKS SIGN 7;
 2.00" RADIUS, 0.75" BORDER, BLUE ON WHITE;
 [KANSAS] BLACK C;
 [DEPARTMENT OF TRANSPORTATION] BLACK C 90} SPACING;
 [T] ORANGE; 0.3" BLACK BORDER
 LANE LINES: .3"X1.4" WHITE; 0.75" SPACING FROM BOTTOM
 [WORKS] C 75} SPACING;
 TABLE OF DISTANCES BETWEEN LETTER AND OBJECT LEFTS.

6.41	23.18	6.41													
12.88	K	A	N	S	A	S	12.88								
2.59	D	E	P	A	R	T	M	E	N	T	O	F			
1.04	1.18	1.04	1.12	1.24	1.12	1.05	1.34	1.04	1.12	2.24	1.23	2.24			
1.04	T	R	A	N	S	P	O	R	T	A	T	I	O	N	2.59
1.04	1.12	1.24	1.18	1.18	1.11	1.23	1.12	0.88	1.08	1.05	0.53	1.22	0.88	2.59	
2.6	T	20.2													
12.25	W	O	R	K	S	2.52									
5.26	4.42	4.22	4.05	3.28	2.52										



SPECIAL TWORKS SIGN 8;
 1.50" RADIUS, 0.50" BORDER, WHITE ON BLUE;
 [CITY NAME] C;
 TABLE OF DISTANCES BETWEEN LETTER AND OBJECT LEFTS.

8.89	C	I	T	Y	N	A	M	E	8.89
2.14	0.93	1.67	4.88	2.14	2.39	2.57	1.50	8.89	



TYPICAL SIGN ASSEMBLY

GENERAL NOTES

- THE "TWORKS" SIGN BLANK MATERIAL SHALL BE ALUMINUM, WOOD, OR FIBERGLASS REINFORCED PLASTIC.
- THE "TWORKS" SIGN FACES SHALL BE COVERED WITH TYPE IV HIGH INTENSITY RETROREFLECTIVE SHEETING.
- THE "TWORKS" SIGNS ARE TO BE MOUNTED ON TWO (2) 4"X6" WOOD POSTS, AS SHOWN ON TE712 WITHOUT THE USE OF BRACING, GUY WIRES, OR TIE-DOWNS. THE "TWORKS" SIGNS MAY ALSO BE MOUNTED ON SKIDS. THE MOUNTING HEIGHTS AND LATERAL OFFSETS ARE TO BE AS SHOWN ON TE714.
- THE "TWORKS" SIGNS ARE TO BE INSTALLED IN ADVANCE OF THE FIRST TRAFFIC CONTROL SIGN A DISTANCE OF 500' FOR A TWO-WAY ROADWAY IN A RURAL LOCATION AND 100' TO 350' IN AN URBAN AREA DEPENDING UPON THE SPEED. THE FIRST TRAFFIC CONTROL SIGN IS EITHER THE "ROAD WORK AHEAD" OR THE "GIVE 'EM A BRAKE" SIGN. THE ENGINEER MAY DESIGNATE A MORE APPROPRIATE LOCATION IF CONDITIONS DICTATE.
- THE "TWORKS" SIGNS ARE NOT TO INTERFERE WITH THE TRAFFIC CONTROL SIGNS FOR THE PROJECT OR WITH ANY OTHER REGULATORY, WARNING, OR GUIDE SIGN THAT IS TO REMAIN IN PLACE DURING CONSTRUCTION.
- THE TWORKS SIGN ASSEMBLY CONSISTS OF A TWORKS SIGN 7 AND AND TWORKS SIGN 8. THE BID ITEM FOR THIS ASSEMBLY IS "TWORKS SIGN ASSEMBLY" WITH A BID UNIT OF "EACH".
- THE TWORKS SIGN ASSEMBLY IS TO REMAIN IN PLACE AT COMPLETION OF THE PROJECT AND BECOME THE PROPERTY OF THE JURISDICTION THAT IS THE OWNER OF THE PROJECT.

Drawn By : jmadrid
 File : TE715c.dgn (TE715c)
 Plotted : 18-NOV-2010 13:44
 Traffic

NO.	DATE	REVISIONS	J.A.M	K.R.P
1	9-1-10	Modified Bid Item	J.A.M	K.R.P

KANSAS DEPARTMENT OF TRANSPORTATION
 DETAILS FOR THE
 TRANSPORTATION WORKS
 FOR THE KANSAS (TWORKS) SIGNS
 LOCAL PROJECTS

TE715C 8-15-10

FHWA APPROVAL	9-10-10	APP'D	Kristina Pyle
DESIGNED	D.G	DETAILED	D.G
DESIGN CK.	J.A.M	DETAIL CK.	J.A.M
		QUANTITIES	TRACED
		QUAN. CK.	TRACE CK.

KDOT Graphics Certified 11-18-2010

KDOT Graphics Certified