GRAPHIC SCALE

HORIZ. (IN FEET) 1 INCH = 40 FT.

VERT. (IN FEET) 1 INCH = 5 FT.

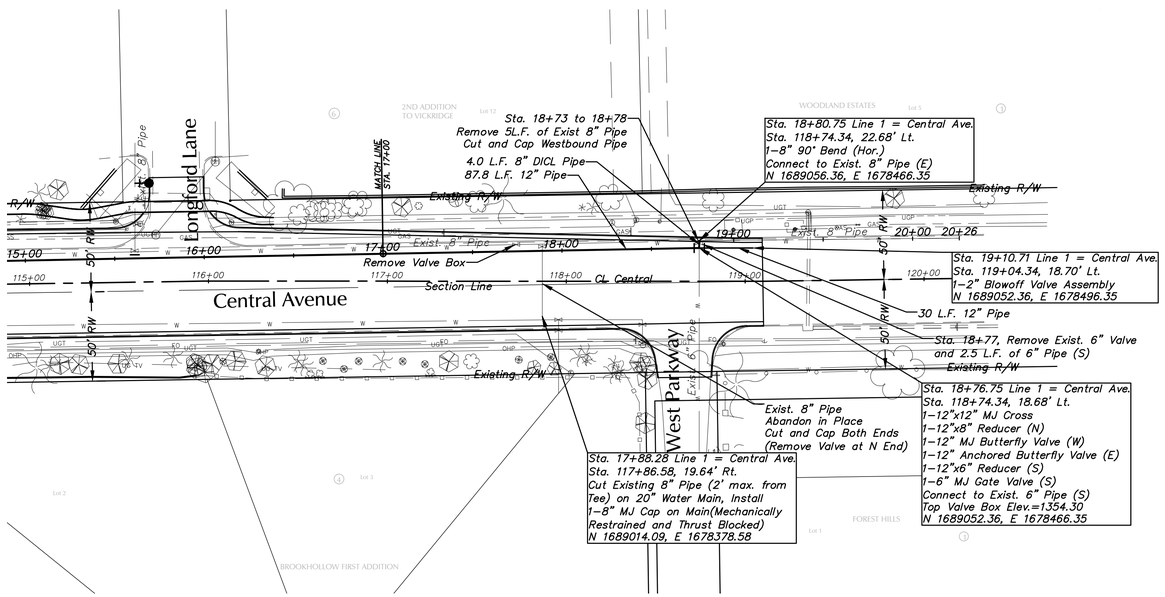

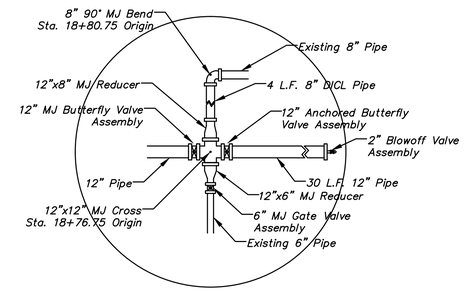

Sta. 18+76 to 18+81
Pipe/Structure Detail

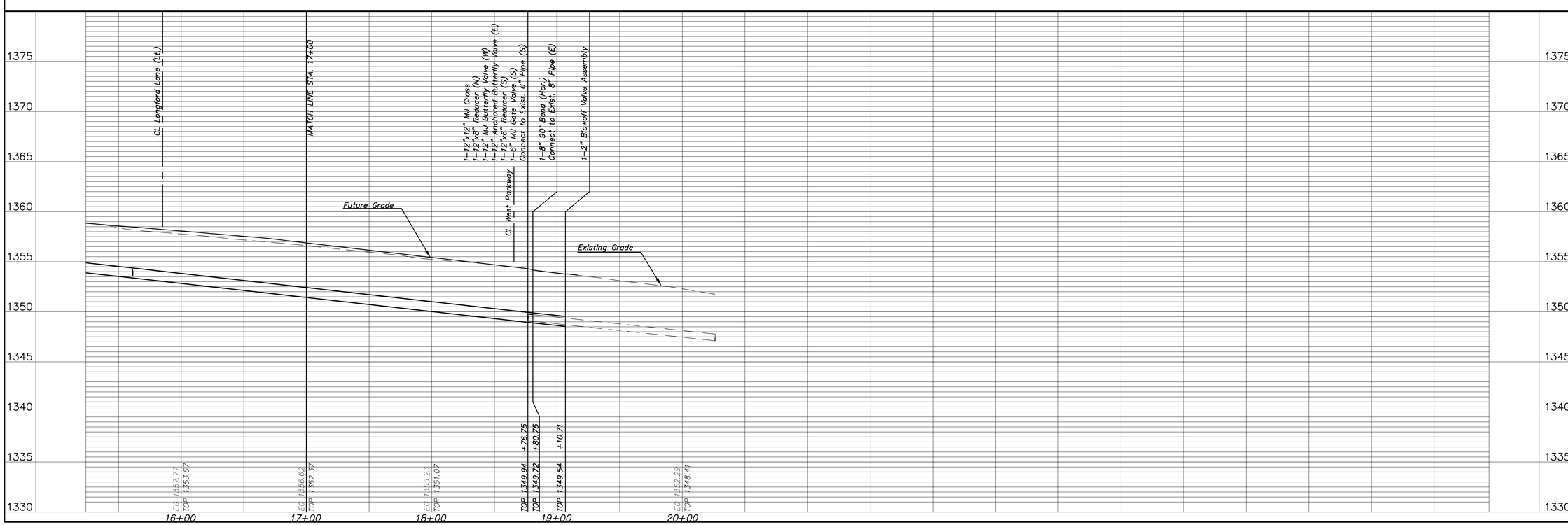

No.	Date	By	Approved	Revision

CENTRAL AVENUE
ROCK ROAD TO WEBB ROAD
WATER LINE PLAN & PROFILE
CITY OF WICHITA, KANSAS
JAMES L. ARMOUR, P.E. - CITY ENGINEER

POE & ASSOCIATES, INC.
CONSULTING ENGINEERS
3940 E. Central, Suite 200 ■ Wichita, KS 67208-4242
Phone 316/685-4114 ■ FAX 316/685-4444

FINAL

Engineer: P. FERGUSON
Designer: P. FERGUSON/M. TUCKER
Poe Job No.: 1972
Date: MARCH 2011

Sheet WL7 of WL8