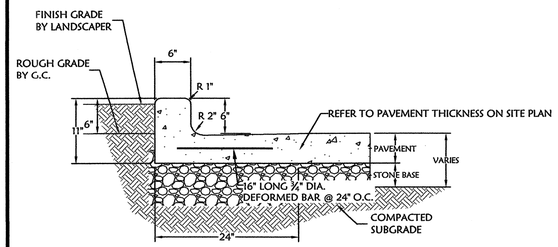


NOTE: PROVIDE EXPANSION JOINTS @ 15'-0" O.C. (MAX.)
.017 C. Y. CONC. PER L. F. FOR 6" X 11" UPRIGHT SECTION.
-DOWELS NOT REQUIRED WITH MONOLITHIC POUR-

## 1 CONCRETE CURB & GUTTER FOR MONOLITHIC CONCRETE
Not To Scale

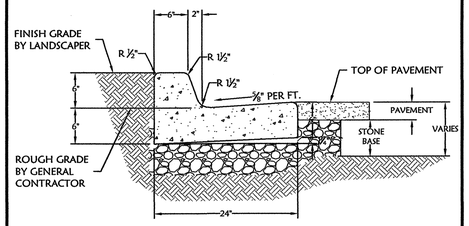


NOTE: PROVIDE EXPANSION JOINTS @ 20'-0" O.C. (MAX.)

*REFER TO APWA SPECIFICATIONS FOR REINFORCEMENT SCHEDULE

## 2 CONCRETE CURB & GUTTER
Not To Scale

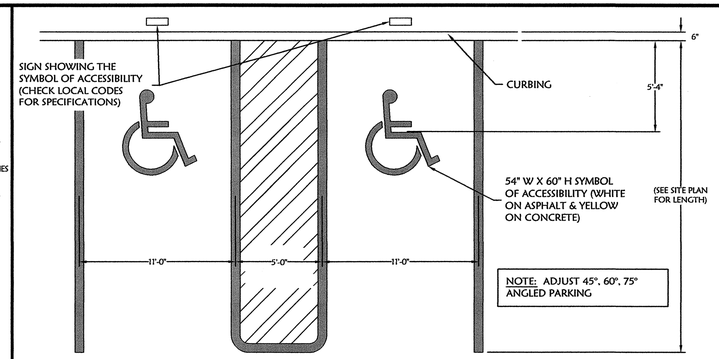


## 3 ADA STALL MARKING
Not To Scale

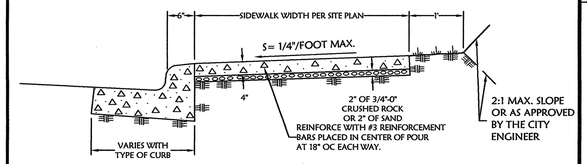


STANDARD CURB TYPE

NOTES:
1. BEGIN SLOPE AT BACK OF CURB.
2. ALL APPLICATIONS: CONCRETE DEPTH DRIVEWAY SECTION = 6" AND STANDARD SIDEWALK = 4".
3. 1 1/2" TOOLED JOINTS SHALL BE PLACED AT ALL CHANGES OF DIRECTION AND POINTS OF CURVATURE AND AT A MAX. SPACING OF 10 FT.
4. CONCRETE USED FOR SIDEWALKS SHALL MEET A 3,000 P.S.I. COMPRESSION STRENGTH IN 28 DAYS. WITH A 2" TO 4" SLUMP.
5. ALL SIDEWALKS SHALL BE LOCATED TO AVOID EXISTING AND PROPOSED INTERFERING STRUCTURES, SUCH AS MAIL BOXES, STREET LIGHTS, FIRE HYDRANTS, UTILITY RISERS, TREES, ETC.

## 4 TYPICAL SIDEWALK DETAIL
Not To Scale

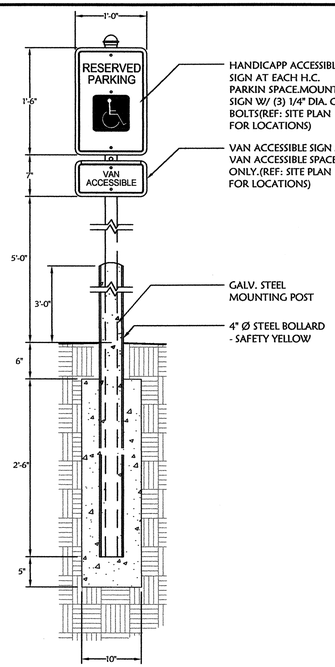


## 5 HANDICAP PARKING SIGN
Not To Scale

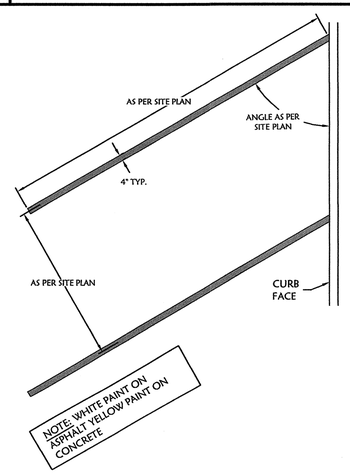


## 6 PARKING STALL STRIPING
Not To Scale

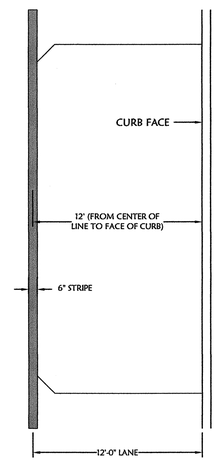


* NOTE *
YELLOW PAINT STRIPING SPANS THE OUTER EDGE OF THE ENTIRE DRIVE-THRU PATH AND MEASURES 6" WIDE.

## 7 DRIVE-THRU LANE STRIPING
Not To Scale

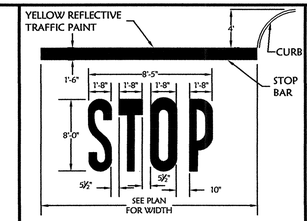


PAVEMENT MARKING

## 9 STOP W/ BAR
Not To Scale

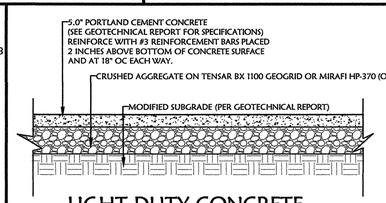


LIGHT DUTY CONCRETE

## 15 CAR PARKING AND DRIVE AREAS
Not To Scale

RED LEGEND ON WHITE BACKGROUND (R5-1)

## 19 "DO NOT ENTER" SIGN
Not To Scale

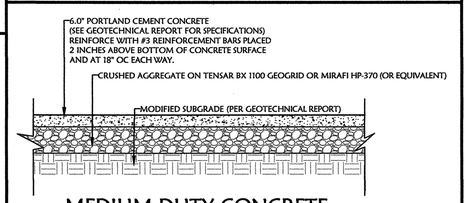


MEDIUM DUTY CONCRETE TRUCK DRIVE AREAS

## 16
Not To Scale




WHITE LEGEND ON RED BACKGROUND (R1-1)

## 11 "STOP" SIGN
Not To Scale




HEAVY DUTY CONCRETE DUMPSTER APRON

## 17
Not To Scale

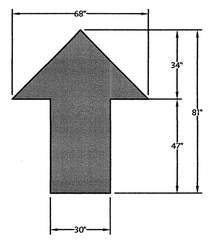


*YELLOW PAINT ON CONCRETE LOTS
*WHITE PAINT ON ASPHALT LOTS

## 18 PAVEMENT MARKING
Not To Scale

RED LEGEND ON WHITE BACKGROUND (R5-1)

## 19 "DO NOT ENTER" SIGN
Not To Scale

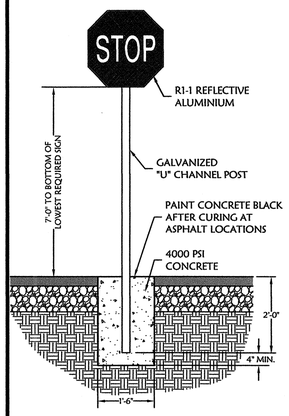


## 12 STOP SIGN DETAIL
Not To Scale

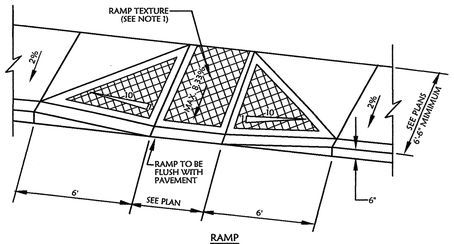


RAMP

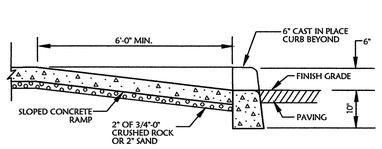


RAMP SECTION

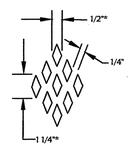


* NOMINAL DIMENSIONS

NOTES:
RAMP TEXTURING IS TO BE DONE WITH AN EXPANDED METAL GRATE PLACED AND REMOVED FROM WET CONCRETE TO LEAVE A DIAMOND PATTERN AS SHOWN. THE LONG AXIS OF THE DIAMOND PATTERN SHALL BE PERPENDICULAR TO THE CURB. GROOVES SHALL BE 1/8" DEEP AND 1/4" WIDE.

## 13 TANGENT CURB RAMP
Not To Scale

AS BUILTS
kemiller engineering
516 S. Market,
Wichita, KS 67202
(316)264-0242

| DATE | DESCRIPTION | BY |
|---|---|---|
| 12/20/10 | CITY COMMENTS AND ADDED REINFORCEMENT TO CONCRETE PAVEMENTS AND SIDEWALK DETAILS | EDH |

SCOTT P. MEGEE LICENSED 16947 KANSAS PROFESSIONAL ENGINEER
2/22/11

PANDA EXPRESS

Czark Civil Engineering Inc.
Bentonville • Kansas City

DETAIL SHEET

A NEW RESTAURANT FOR:
PANDA EXPRESS

W. 29TH STREET N. AND MAIZE ROAD N. WICHITA, KS

| | |
|---|---|
| DRAWN BY: | EDH] |
| APPV. BY: | SPM |
| DWG. NAME: | 10-0992 DETAILS.dwg |
| DATE: | - |
| JOB NO: | 10-0992 |
| SHEET NO: | SD1 |

q:\10-0992 nw wichita panda express\dwg\project\3-city revisions\(date 020311)\10-0992 details.dwg - Plotted on 2/21/2011 5:13:50 PM @ a scale of 1:1 to hp designjet 1050c by hp by Scott Megee