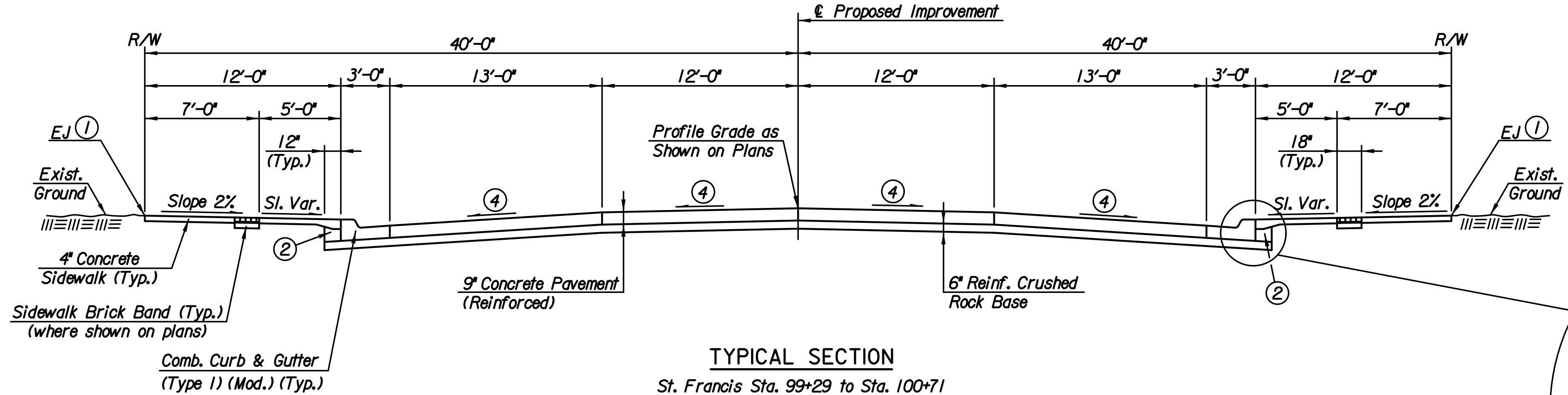
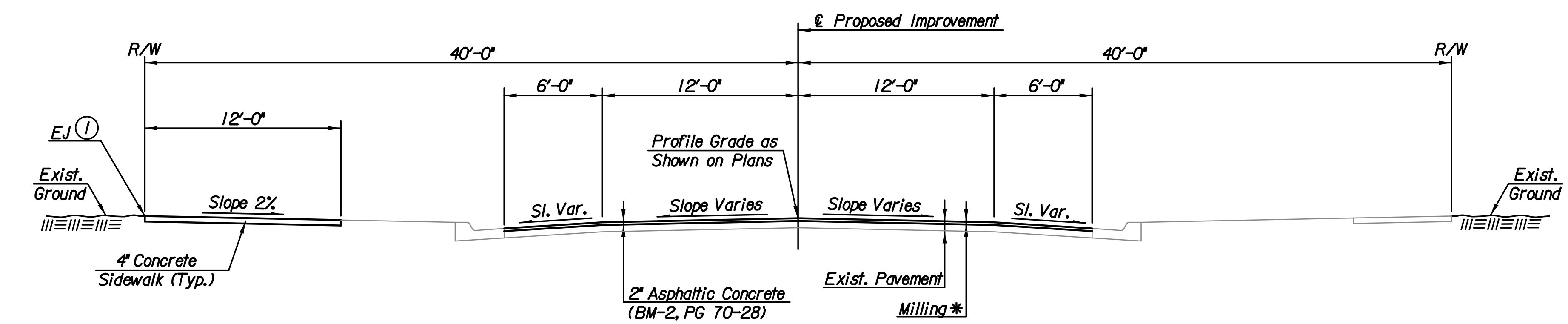


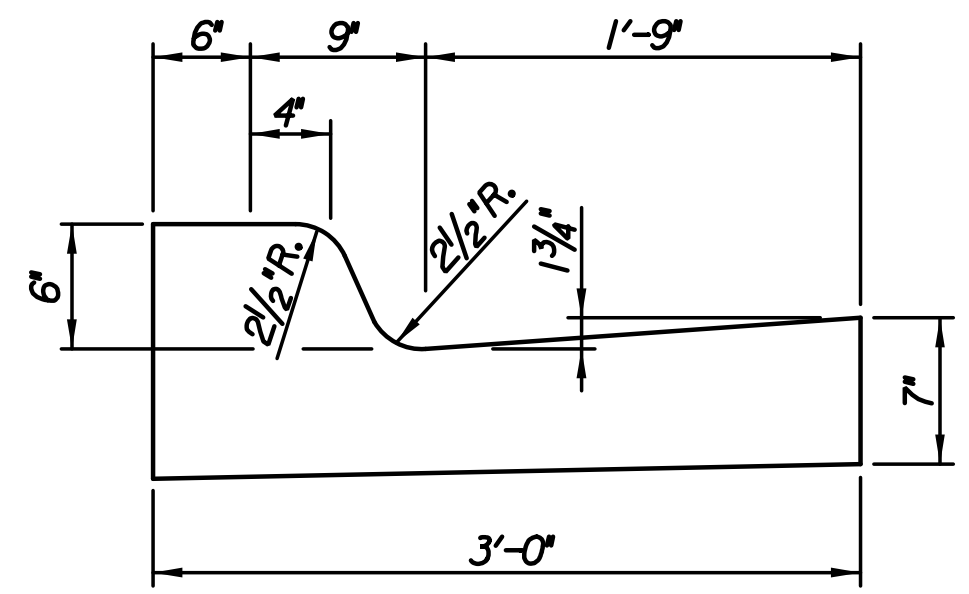
TYPICAL SECTION
 St. Francis Sta. 93+60.89 to Sta. 97+22
 St. Francis Sta. 97+36 to Sta. 99+29
 St. Francis Sta. 100+71 to Sta. 104+03
 St. Francis Sta. 104+17 to Sta. 106+01.59



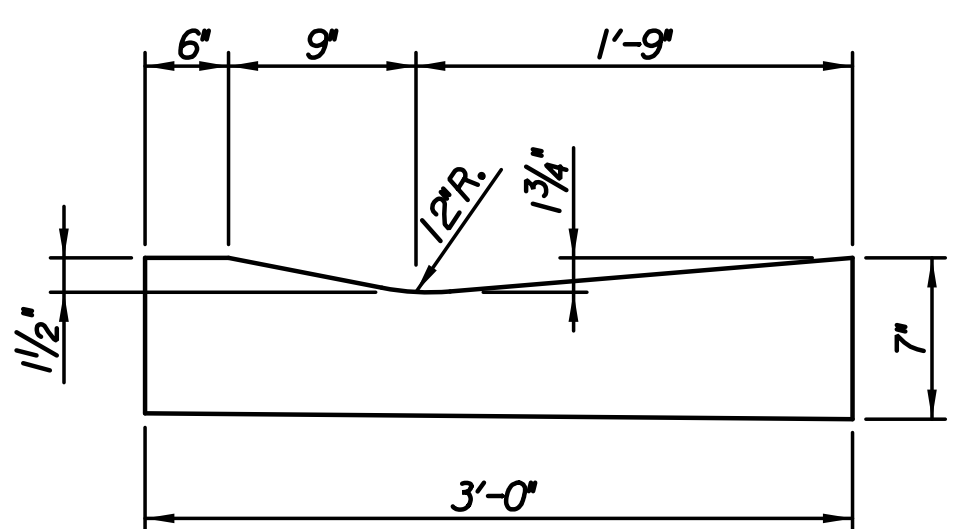
TYPICAL SECTION
 St. Francis Sta. 99+29 to Sta. 100+71
 St. Francis Sta. 106+01.59 to Sta. 107+43.59



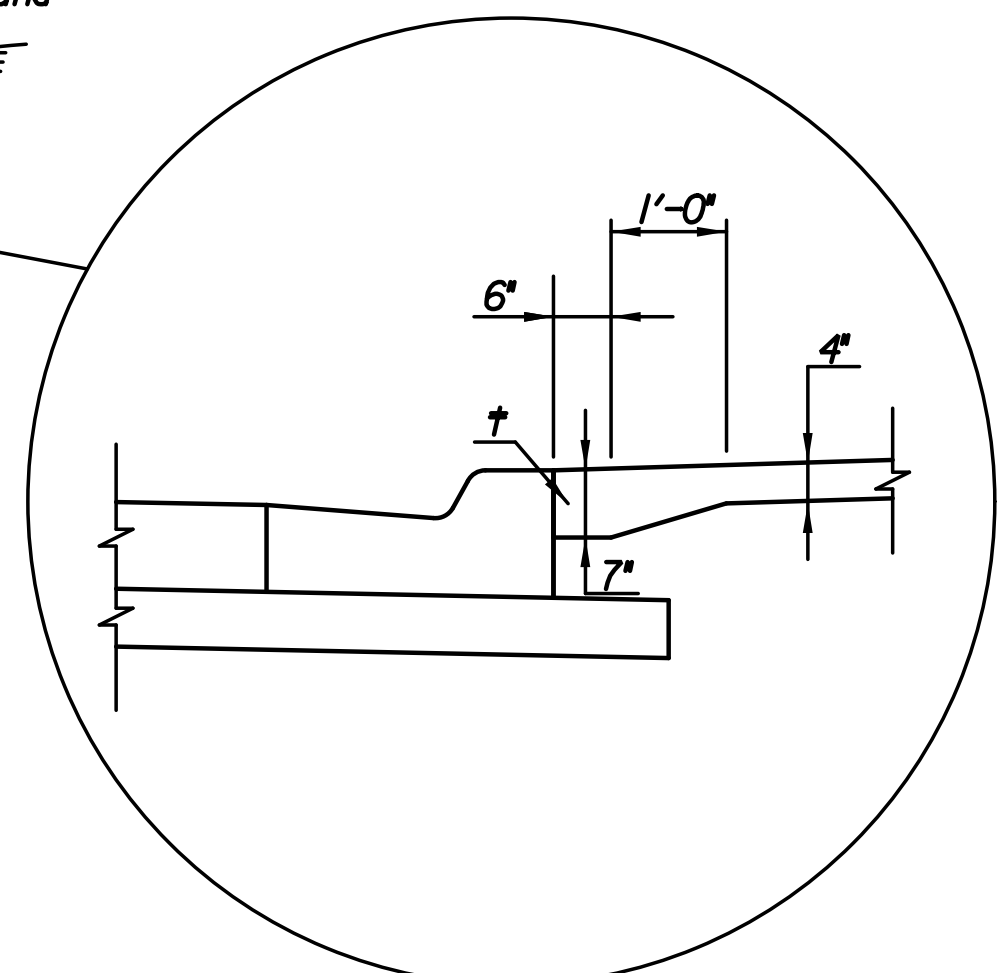
TYPICAL SECTION
 St. Francis Sta. 107+43.59 to Sta. 108+07.65



COMBINED CURB & GUTTER
 (TYPE I) (MODIFIED) (6")



COMBINED CURB & GUTTER
 (TYPE I) (MODIFIED) (1 1/2")



CONCRETE SIDEWALK THICKENED EDGE DETAIL (TYP.)


- ① 1/2" Expansion Joint (EJ) along back of concrete sidewalk shall be "Sonolastic Expansion Joint Filler" (Color-Grey); Sonneborn, Chemrex Inc. or approved equal. Sealant shall be multi-part pourable urethane sealant; "Pourthane"; W.R. Meadows, Inc. or approved equal. All labor and materials for expansion joint shall be Subsidiary to 4" Concrete Sidewalk.
 - ② Backfill behind curb. Quantities for this work are included in the Earthwork Summary Table.
 - ③ Slope Varies from Sta. 93+60.89 to Sta. 95+25.
 - ④ Slope Varies. See Intersection Details for Spot Elevations.
- † The additional thickness of concrete adjacent to combined Curb & Gutter will not be paid for directly but is considered Subsidiary to the bid item "Sidewalk Concrete Pavement".
- * Contractor to provide Milling as required to provide a 2" AC Overlay that meets proposed finished surface elevations. Milling thickness may vary from 0" to 4".

CRUSHED ROCK GRADATION REQUIREMENTS

PERCENT OF AGGREGATE RETAINED	
2-1/2"	0
3/4"	20-60
*4	50-80
*40	80-94
*200	90-98

Rock quality shall conform to the requirements specified by the KDOT 2007 Edition Standard Specification Subsection 1102 for Durability Class I.

Plotted By: svb Date: 7/13/2011 1:45:40 PM
 FILE: I:\2010\10310\TypSec\10310-TypSec.Ldgn



No.	Revision	By	Date
ST. FRANCIS STREET			
TYPICAL SECTIONS			
JAMES L. ARMOUR, P.E. - CITY ENGINEER CITY OF WICHITA PROJECT NO. 472-84920			
Professional Engineering Consultants, P.A. 303 S. TOPEKA - WICHITA, KANSAS 67202 316-262-2691 • FAX 316-262-3003			
Designed by	JPS	Job No.	10310
Drawn by	SVB	Date	July, 2011
			Std. R2 of 101