


*ERU Calculations:*


Proposed Building Area: 45405.0 sq. ft.

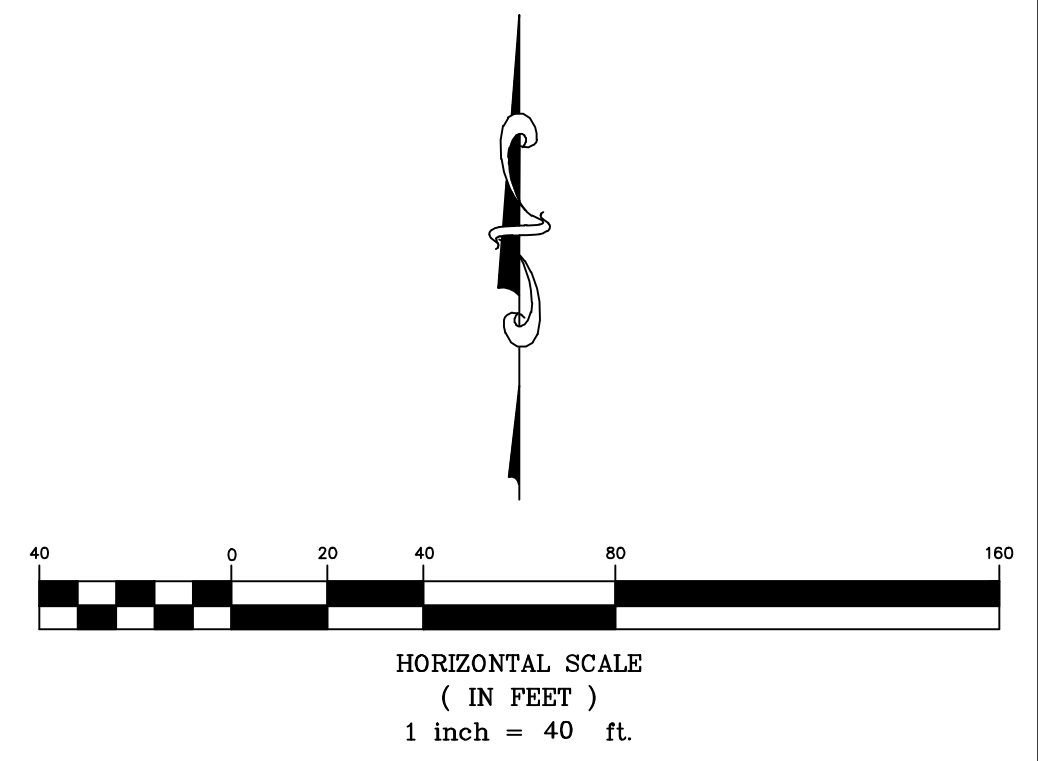
Proposed Parking, Sidewalks, and Other Impervious Areas: 170171.0 sq. ft.

Total Impervious Area: 215576.0 sq. ft.

*Hatching Legend:*

 Building Area

 Parking, Sidewalks, and Other Impervious Areas



<b>ERU Plan</b>		
PROJECT NUMBER		
KEM NO. 10152	FILE	DATE 02/25/2011
DESIGN KM	DRAWN NS	REVISED