

CAMPUS CREST ADDITION

USE CAUTION WHEN WORKING NEAR BIKE PATH. CONTRACTOR SHALL NOT BLOCK PATH OR STORE MATERIALS WITHIN 3' OF EDGE OF BIKE PATH.

RESERVE 'A' FLOOD PLAIN EASEMENT

1- Shumard Oak

1- Bald Cypress

3- Eastern Red Cedar @ 15' OC

2- Caddo Maple @ 30' OC

4- Oklahoma Redbud @ 15' OC

3- Eastern Red Cedar @ 15' OC

3- Oklahoma Redbud @ 15' OC

23' Perpetual Drainage & Utility Easement

10' Sanitary Sewer Easement

1- Bloodgood Planetree

1- Oklahoma Redbud

32
2956 N Terrace
Drew Tombrello & Leigh A Horsley


8

33
2948 N Terrace
Deutsche Bank National Tr. Co.

34
Denell A & Jerry Corner

35
2932 N Terrace
Yvonne J Johnson

GREENBRIAR MANOR



CAMPUS CREST ADDITION

Wichita Chr. Campus Crest LLC
RESERVE 'A' FLOOD PLAIN EASEMENT

1- Bloodgood Planetree

3- Eastern Red Cedar @ 15' OC

1- Shumard Oak

3- Oklahoma Redbud @ 15' OC

1- Oklahoma Redbud

1- Bald Cypress

1- Oklahoma Redbud

1- Oklahoma Redbud

Matchline

Matchline

See Sheet 11 for Plant Schedule.

NOTE:
Contractor shall coordinate with homeowner(s) when preparing to install trees in backyards.

NOTE:
Seed limits are not all-inclusive. The Contractor is responsible for seeding all areas disturbed by construction and implementing all necessary BMPs.

LEGEND

- SEED MIX
Refer to Sheet 13 for seed specifications.
- DITCH BOTTOM
- ACCESS ROAD




35
2932 N Terrace
Yvonne J Johnson

36
2924 N Terrace
Patsy A & Lonnie D Barnes


37
2916 N Terrace
Toni B Baker

38
2908 N Terrace
Eunice Becknell

GREENBRIAR MANOR



CHANNEL IMPROVEMENTS REVEGETATION PLAN WICHITA, KANSAS



Ruggles & Bohm, P.A.
Engineering, Surveying, Land Planning

924 North Main
Wichita, Kansas 67203
www.rbkansas.com
(316) 264-8008
(316) 264-4621 fax
E-mail: info@rbkansas.com

DRAWING FILE: LANDSCAPE BASE [LSCAPE 1]
PROJECT NUMBER: .
DATE: DEC 2011

| | | |
|---------|----------|-------------------------|
| DESIGN | BDT | SHEET 10 OF 26 |
| DRAWN | BDT | |
| REVIEW | | |
| UTILITY | | |
| DATE | DEC 2011 | |