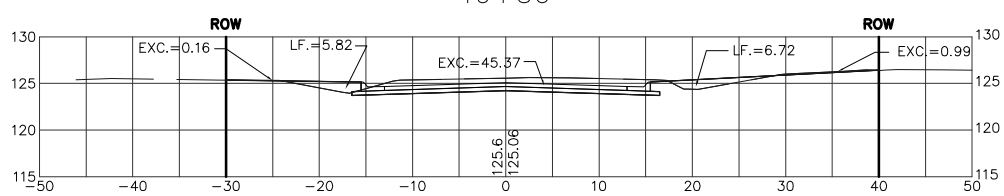
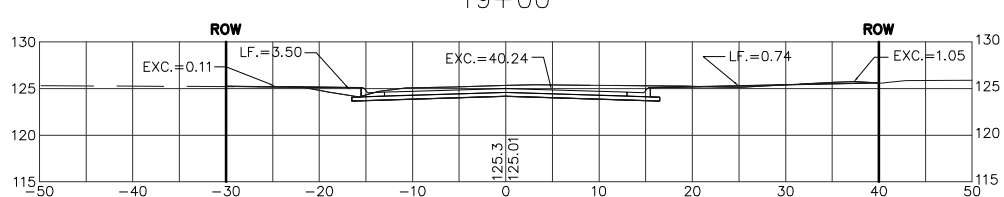


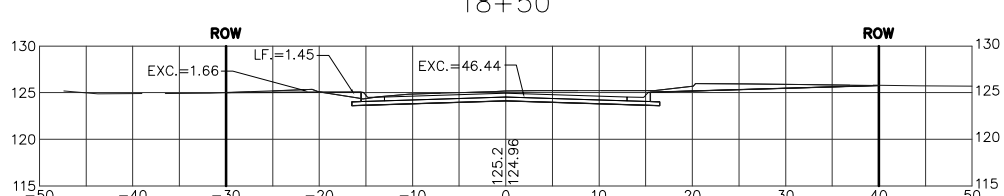
40.93' EXC = 60.54  
LF = 11.04  
CF = 0.0  
MF = 0.0



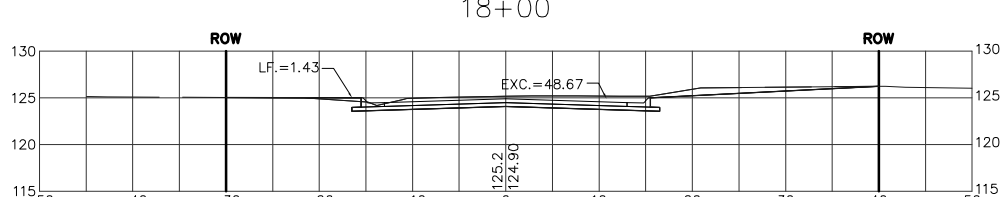
50' EXC = 83.83  
LF = 17.69  
CF = 0.0  
MF = 0.0



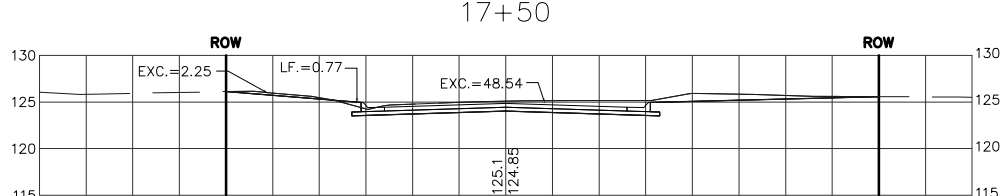
50' EXC = 81.41  
LF = 15.54  
CF = 0.0  
MF = 0.0



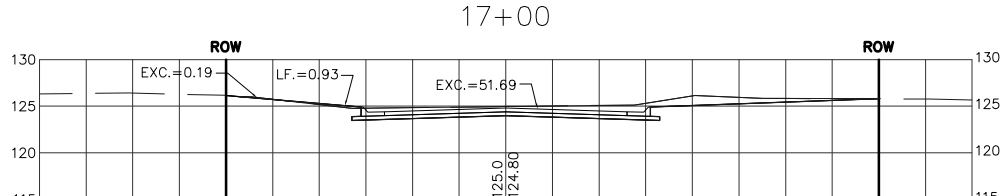
50' EXC = 82.87  
LF = 5.27  
CF = 0.0  
MF = 0.0



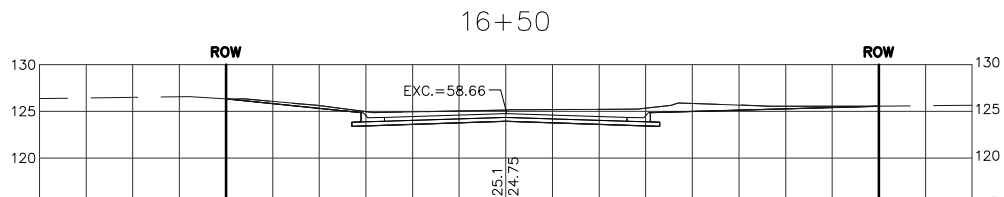
50' EXC = 89.60  
LF = 2.67  
CF = 0.0  
MF = 0.0



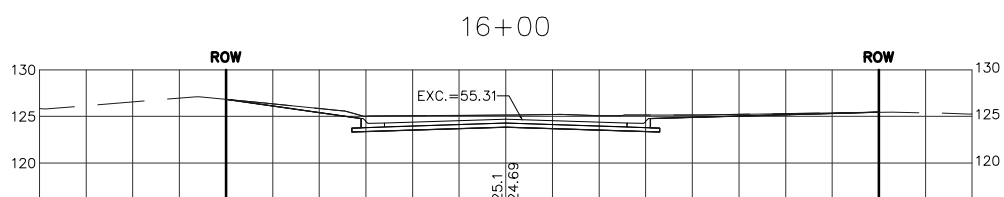
50' EXC = 92.09  
LF = 2.04  
CF = 0.0  
MF = 0.0



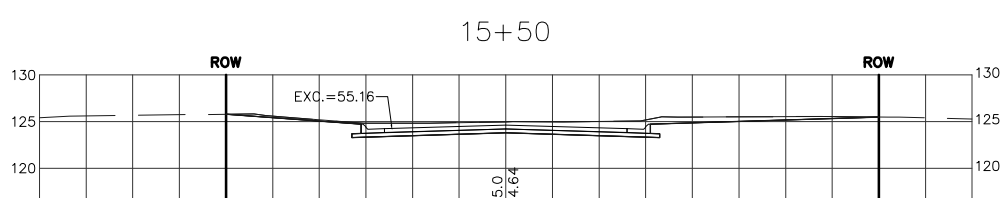
50' EXC = 95.07  
LF = 1.57  
CF = 0.0  
MF = 0.0



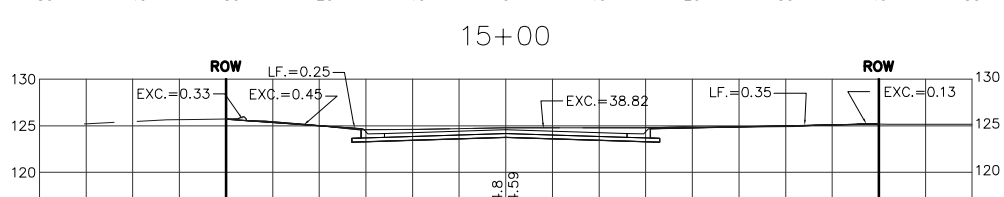
50' EXC = 102.35  
LF = 0.86  
CF = 0.0  
MF = 0.0



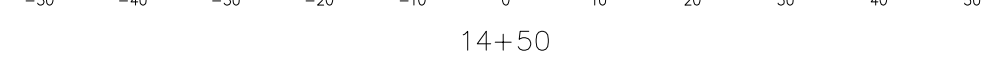
50' EXC = 105.53  
LF = 0.0  
CF = 0.0  
MF = 0.0



50' EXC = 102.29  
LF = 0.0  
CF = 0.0  
MF = 0.0



50' EXC = 87.86  
LF = 0.56  
CF = 0.0  
MF = 0.0



50' EXC = 87.86  
LF = 0.56  
CF = 0.0  
MF = 0.0

SHEET TOTAL  
EXCAVATION = 983.52  
LOOSE FILL = 57.24  
COMPACTED FILL = 0.0  
MANIPULATED FILL = 0.0  
HOOVER STREET