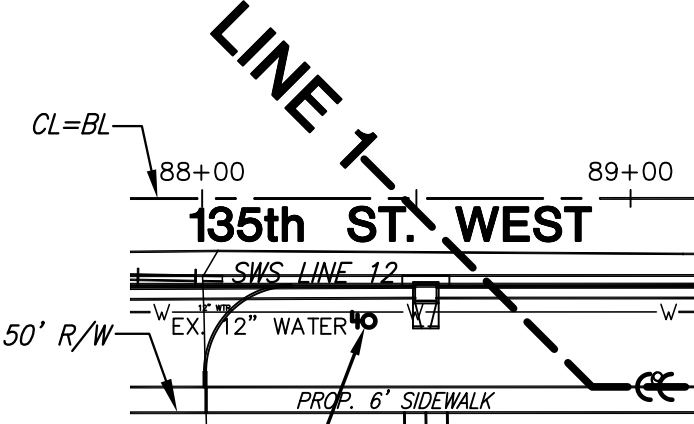
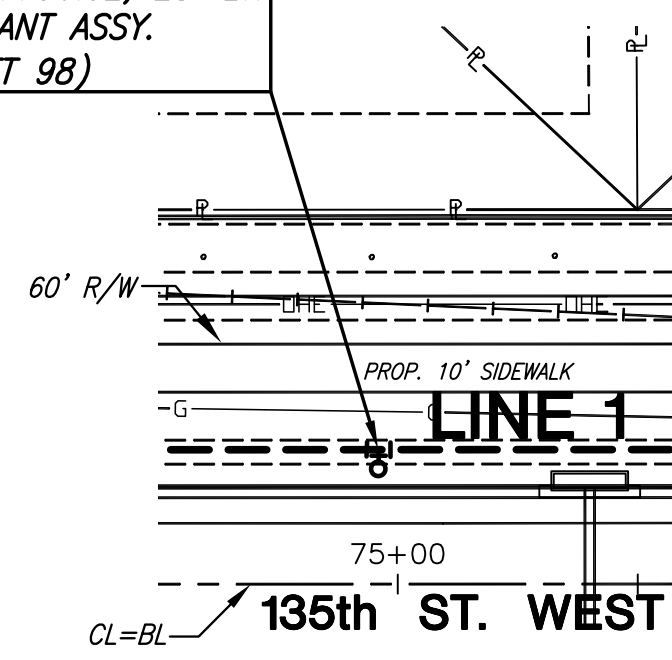
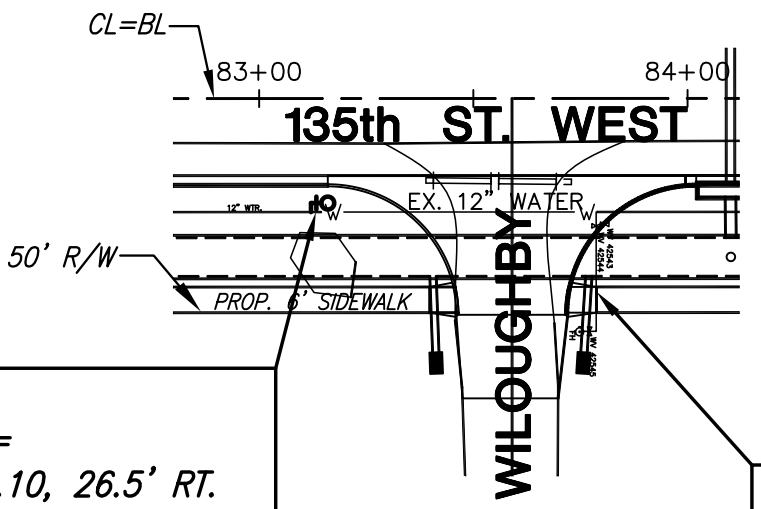


FIRE HYDT. #1
 STA. 37+00.00, LINE 1=
 BL STA. 74+96.02, 28' LT.
 FIRE HYDRANT ASSY.
 (SEE SHEET 98)



FIRE HYDT. #3
 STA. 10+00.00=
 BL STA. 88+35.0, 26.5' RT.
 1-12"x6" TAPPING TEE & VALVE
 1-6" MJ ANCH. 90° BEND
 1-6"x 13" MJ ANCH. COUPLING
 1-FIRE HYDRANT



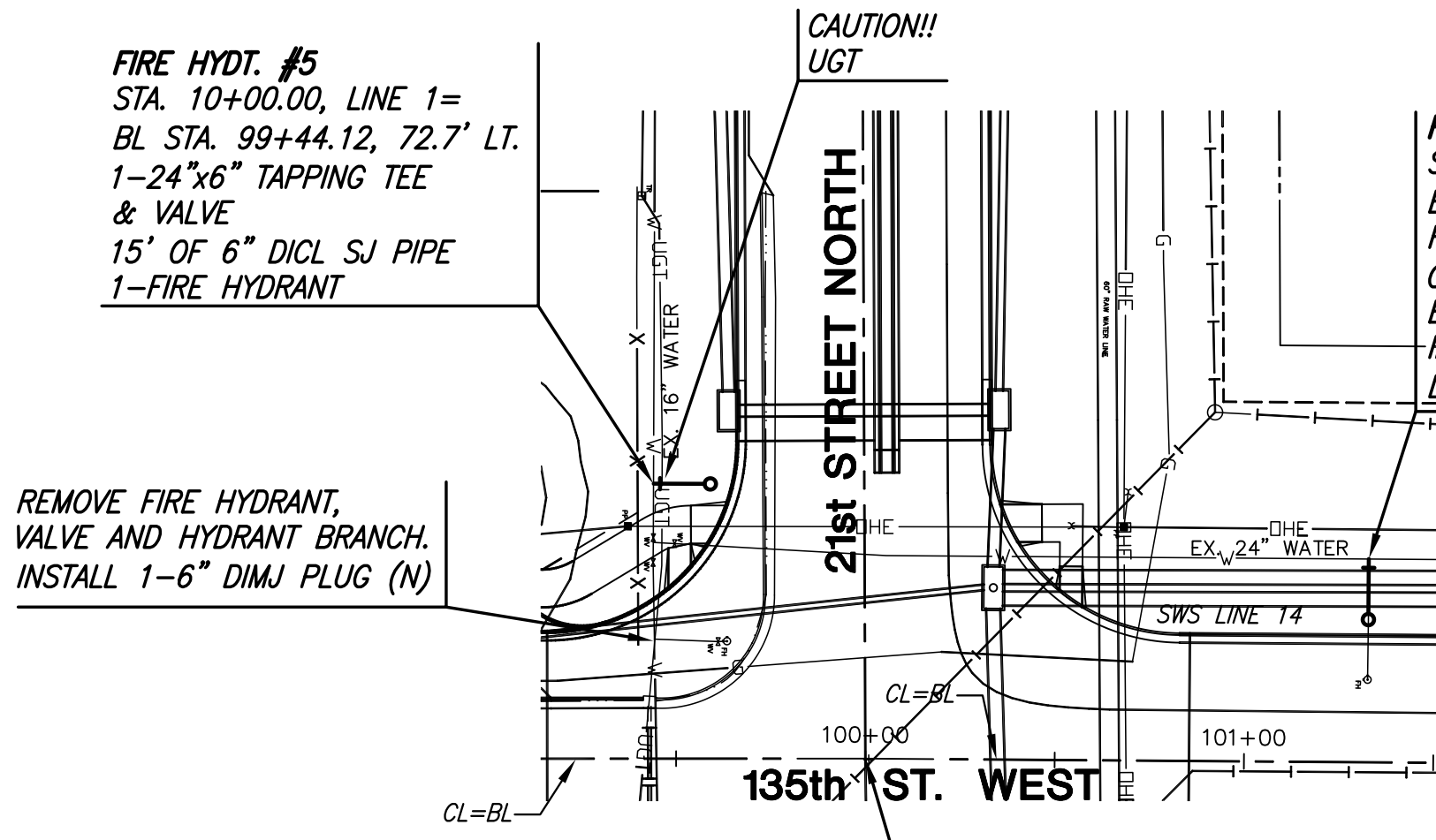
FIRE HYDT. #2
 STA. 10+00.00=
 BL STA. 83+12.10, 26.5' RT.
 1-12"x6" TAPPING TEE & VALVE
 1-6" MJ ANCH. 90° BEND
 1-6"x 13" MJ ANCH. COUPLING
 1-FIRE HYDRANT

NOTE:
 TAPPING TEES & VALVES TO BE
 FURNISHED & INSTALLED BY THE
 CITY OF WICHITA PUBLIC WORKS.

NOTE:
 CONTRACTOR TO RETURN HYDRANTS
 AND VALVES TO CITY OF WICHITA
 STORAGE FACILITY.

REMOVE FIRE HYDRANT, VALVE,
 HYDRANT BRANCH, AND 8" WATER
 LINE TO EXIST 8" VALVE.
 INSTALL 1-8" DIMJ PLUG (E)

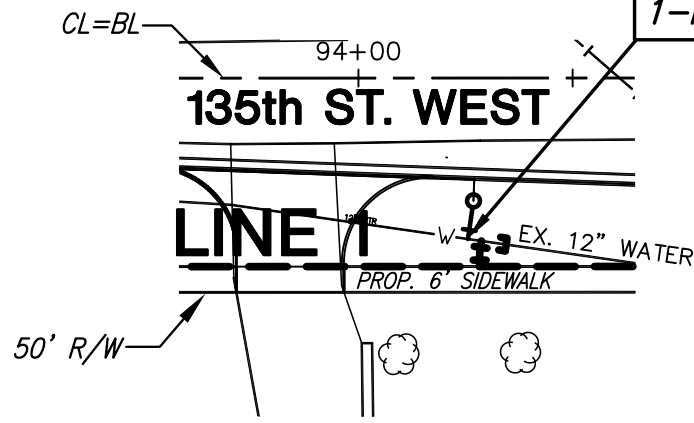
FIRE HYDT. #5
 STA. 10+00.00, LINE 1=
 BL STA. 99+44.12, 72.7' LT.
 1-24"x6" TAPPING TEE
 & VALVE
 15' OF 6" DICL SJ PIPE
 1-FIRE HYDRANT



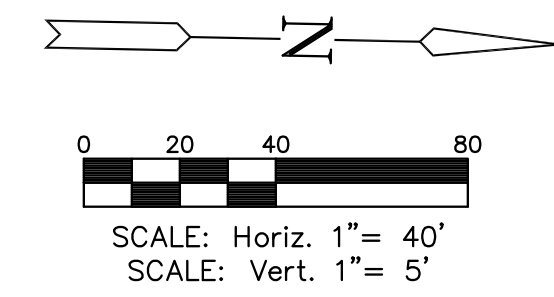
FIRE HYDT. #6
 STA. 10+00.00=
 BL STA. 101+32.59, 53.7' LT.
 REMOVE EXIST. FIRE HYDRANT.
 CUT & REMOVE 6" HYDRANT
 BRANCH AS NEEDED.
 INSTALL 1-FIRE HYDRANT
 L=16.0'

REMOVE FIRE HYDRANT,
 VALVE AND HYDRANT BRANCH.
 INSTALL 1-6" DIMJ PLUG (N)

FIRE HYDT. #4
 STA. 10+00.00=
 BL STA. 94+25.56, 37.6' RT.
 1-12"x6" TAPPING TEE & VALVE
 9' OF 6" DICL SJ PIPE
 1-FIRE HYDRANT



BL STA. 100+00
 SW Cor. Sec. 1,
 T27S, R2W



FIRE HYDRANT #1


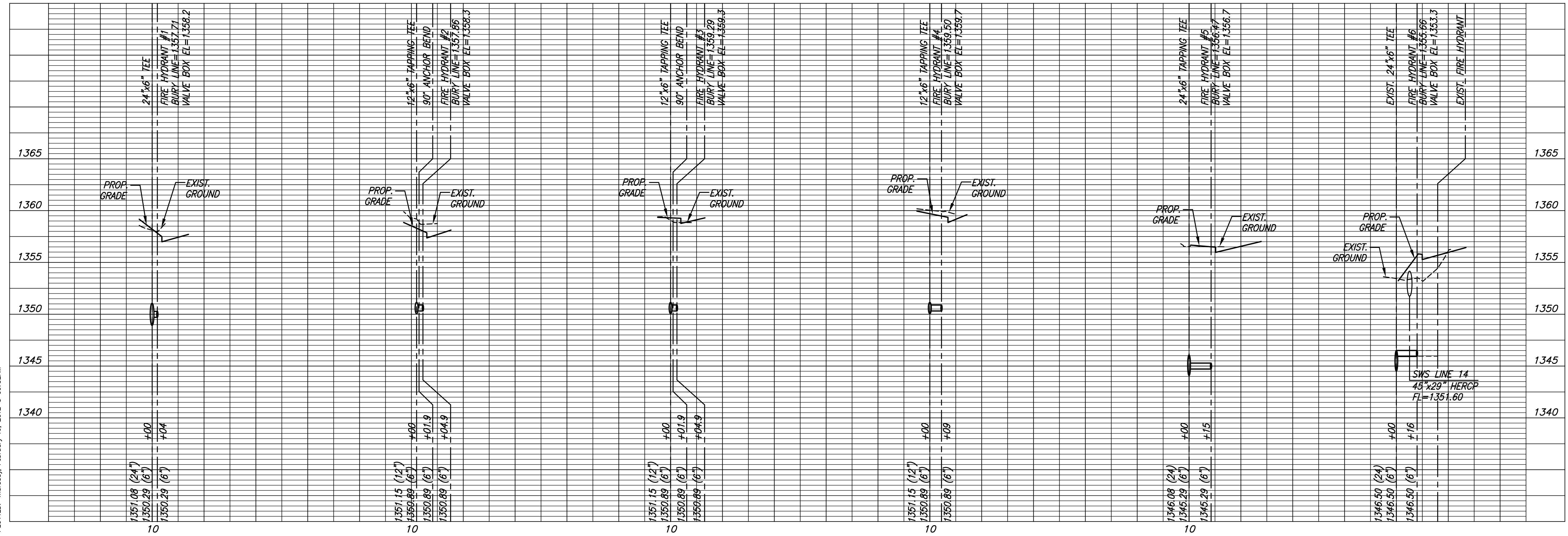
FIRE HYDRANT #2

FIRE HYDRANT #3

FIRE HYDRANT #4

FIRE HYDRANT #5

FIRE HYDRANT #6



STREET IMPROVEMENTS FOR
135th Street West
 from 13th Street to 21st Street North

FIRE HYDRANTS
#1 - #6
 SHEET TITLE
 MKEC PROJ #10265
 PROJECT NUMBER

DESIGN BY: JRA
 DRAWN BY: KKL
 CHECKED BY: JRA

ISSUED: February 2012
 REVISED:

PLOTTED: Thursday, February 16, 2012 @ 09:32AM
 J:\Civil\10265\DWG\WTR\10265_011